

PEDESTRIAN PRODUCT CATALOGUE 2023



Prices are subject to change and are recommended retail prices without VAT.
When ordering, please seek a formal quotation from Kersten UK or an authorised Kersten Dealer.

1

Contact Us



Director

Chris Faulkner
Tel: 0118 986 9253
Mail: office@kerstenuk.com

Sales and Marketing Manager

Sean Faulkner
Tel: 0118 986 9253
Mail: office@kerstenuk.com

Parts and Servicing Manager

Douglas Faulkner
Tel: 0118 986 9253
Mail: parts@kerstenuk.com

Accounts Enquiries

Tel: 0118 986 9253
Mail: accounts@kerstenuk.com

Find Us On

Our Website

<https://kerstenuk.com>

Facebook

<https://www.facebook.com/kerstenuk>

Instagram

<https://www.instagram.com/kerstenuk>

LinkedIn

<https://uk.linkedin.com/company/kersten-uk-ltd>

Twitter

<https://www.twitter.com/kerstenuk>

Please Note

All information on equipment and technical data is non-binding. We reserve the right to make changes regarding further development. All prices quoted are recommended retail prices without VAT. Subject to misprints. Our general terms and conditions apply to all deliveries. These can be viewed in the product catalogue or on our website: www.kerstenuk.com/terms-conditions

Prices are subject to change. When ordering, please seek a formal quotation from Kersten UK or an authorised Kersten Dealer.

Our Dealers

Our machines are sold in the UK by our network of dedicated dealers. Visit the contact us page on our website to find your nearest dealer.



| Contents | Page | Contents | Page |
|---------------------------------|-------|--------------------------|---------|
| Contact Us | 1 | DOME Series Knife Mowers | 65-66 |
| Contents | 2 | KRM Series Drum Mower | 67-68 |
| About KerstenUK | 3-4 | TSM Series Flail Mower | 69-70 |
| Integrated Weed Management | 5-6 | SCHLM Series Flail Mower | 71-72 |
| Weedo II | 7-8 | RCH Series Roughcutter | 73-74 |
| K-Series Overveiw | 9-10 | Mowers HyCut | 75-76 |
| K820 | 11-12 | Ripagreen Easy Kit | 77-78 |
| K820 Pro | 13-14 | Ripagreen Mobility Kit | 79-80 |
| K1500 | 15-16 | Ripagreen Easy + Kit | 81-82 |
| K2100 | 17-18 | Ripagreen Autonomy Kit | 83-84 |
| UBS-Series Overview | 19-20 | ThermHit 15 | 85-86 |
| UBS Hydro 9 | 21-22 | ThermHit 25 | 87-88 |
| UBS Hydro II 13 | 23-24 | ThermHit 45 | 89-90 |
| UBS Hydro II 16 | 25-26 | ThermHit 75 | 91-92 |
| UBS Alpin 23 | 27-28 | Weedair | 93-94 |
| UBS Comfort Drive | 29-30 | Weedgo! 2 | 95-96 |
| EFKM Series Hydraulic Sweeper | 31-32 | Weedgo! Quick Pro | 97-98 |
| EFKM Series Mechanical Sweeper | 33-34 | EcoWeedKiller Garden | 99-100 |
| WKB Series Hydraulic Weedbrush | 35-36 | EcoWeedKiller Pro SP | 101-102 |
| WKB Series Mechanical Weedbrush | 37-38 | | |
| ThermHit Series Weed Burner | 39-40 | | |
| SCHN Series Snow Plough | 41-42 | | |
| SLDST Series Gritter / Spreader | 43-44 | | |
| SCHNFR Series Snow Blower | 45-46 | | |
| KRB Series Wide Area Brush | 47-48 | | |
| RPB Series Reciprocating Brush | 49-50 | | |
| SULK Series Sully Seat | 51-52 | | |
| WE Series Gravel Path Renovator | 53-54 | | |
| KE Series Power Harrow | 55-56 | | |
| ASS Series Seeder | 57-58 | | |
| LBV Series Leaf Blower | 59-60 | | |
| CM Series Cylinder Mower | 61-62 | | |
| ZRA Series Rotary Mower | 63-64 | | |
| | | | |



Site Maintenance Requires Experience

Kersten is one of the leading manufacturers of site maintenance equipment in Europe. The range includes attachments for a host of vehicles, from ride on mowers and compact tractors to agricultural tractors, Unimog and single-axle vehicles.

Kersten two-wheel tractors are made specifically for grounds maintenance professionals.

The machines are designed for exceptional preventative and remedial care of outdoor surfaces such as tarmac, block paving, artificial grass and gravel. Two wheel tractors have traditionally been used for agricultural and horticultural soil engaging tasks. They generally feature a front engine and rear mounted attachment like a cultivator. Kersten machines are designed with an upright chassis that is perfect for performing tasks on top of hard surfaces. This upright design allows for much greater control of the front mounted attachments such as sweepers, weed brushes, snow ploughs, spreaders and grass cutting equipment.

The Kersten K-series and UBS ranges feature a infinitely adjustable hydraulic transmission which is key to performing tasks like sweeping and weed brushing, as it allows the machine to be slowed to the ideal speed for the application, giving attachments time to achieve the desired cleaning results.

Features such as hydraulic drive, low vibrations, low noise and simple controls make for a machine that is very reliable and easy to use, giving many years of dependable service; even in the most demanding environments.

What Kersten Does

Our Mission

To give every ground care professional the tools to make a better world.

Our Aspirations

We can make our world a cleaner and safer place one ground care professional at a time, by arming them with the tools to make the best job of maintaining their grounds. We take pride in working to become the easiest company to deal with; continually improving our people, our products and our delivery.

Our Products

We strive to deliver the best products for our customers in the areas of weed control, outdoor cleaning, snow and ice management and grass cutting. Our products are sourced from the best industry suppliers and then perfected for the unique demands of our territories.

Our Background

We started importing the Kersten range of sweepers and grounds maintenance equipment from Germany in 2004. The family business is run by Chris Faulkner and involves his two sons, Sean and Douglas, as well as a team of incredible staff. We have the main office in Reading and a satellite office in Scotland. We sell through a network of dedicated Authorised Dealers, to supply the best possible service for our customers.

Warranty

Register your machines for our two year warranty. Available on all the brands we sell.



Kersten manufactures a wide range of site maintenance equipment for weed control, snow clearance, sweeping and mowing. Kersten's two wheel tractors are renowned for their high quality and innovative design.



We supply high quality thermal weed control products from Ripagreen. The Ripagreen thermal lances are an ideal alternative to chemical plant protection products such as glyphosate.

ECO WEEDKILLER

EcoWeedKiller manufacture the latest innovations in hot water technology for weed management using electricity to heat the water, and a pressurised and insulated water tank to maintain its temperature for all day weed killing operations.



Hoaf are a manufacturer of quality infrared weed control solutions. Providing both stand alone equipment and attachments for Kersten's two wheel tractors, Hoaf equipment is adaptable and effective.



If you own a professional brush cutter and have a moss or weed problem the Weedgo can be a brilliant option. Designed to attach to most professional brush cutters this tool is perfect for jobs in tight spaces.



Zanon sport a brilliant range of grass cutting attachments for our UBS range, adding even more versatility.

Hand Arm Vibration (HAV) on Kersten machines

Vibrations are also known as oscillations or shocks. Their effects on humans can range from annoyance and reduced performance to health hazards and damage to health. Human exposure to vibrations in the workplace can be divided into whole-body and hand-arm vibrations, depending on where they are exposed.

Since July 2002, a European Directive 2002/44 / EC for the protection of employees against harmful vibrations at the workplace has been in force. The trigger value (body-damaging vibration) for hand-arm vibrations is 2.5 m/s^2 , the exposure limit value is 5 m/s^2 , from this value special protective measures are necessary. We have tried to minimise the vibrations on all these machines. Where possible we have noted the bench test figures for each machine. Different figures will be achieved in different applications and by making adjustments to the machines. Therefore your own tests should be carried out on particular applications and investigate the effects of making adjustments on the machine to the HAV levels.

Find out more by scanning the QR code.



Integrated Weed Management



In recent years there has been a massive shift in the way our customers are looking at weed control. We pride ourselves on being at the forefront of this change - leading the way with new technologies that allow our customers to greatly reduce their dependence on chemical based plant protection products.

We firmly believe that the way to achieve this is through a focus on Integrated Weed Management. The foundation of our approach has been to focus on dealing with the core causes and surface issues that lead to weed growth, rather than simply treat the weeds as a symptom.

Doing so leads to surfaces that are far better cared for and a great reduction in effort and expense over the longer term.

The most important challenge we face on our surfaces is not the weeds themselves, it is the soil cycle (outlined below) that leads to weed growth, poor surface drainage and damage of surfaces. By focusing on this core problem, we can achieve the results you are looking for in a more sustainable way, using chemicals as a last resort.

By interrupting the soil cycle, we can remove the nutrients that weeds require in order to grow. On many surfaces this involves the remedial task of removing a large build up that has aggregated over several years. Once the large soil buildup is removed from the surface and surrounding areas, the job becomes a simple task of sweeping or removing detritus such as leaves, grass cuttings and other organic debris before it can decompose. A very quick and simple maintenance task.





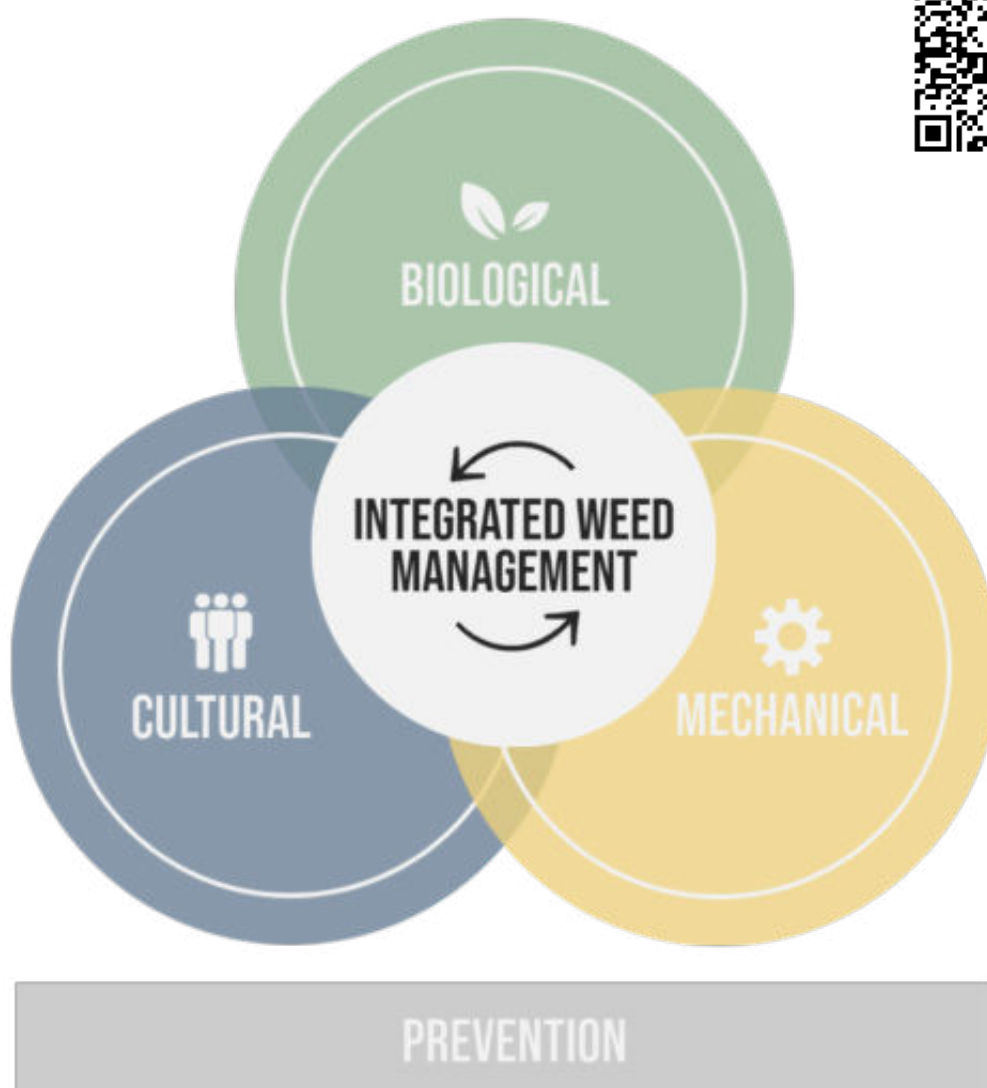
So what is Integrated Weed Management...

The law of instrument stated by Abraham Maslow suggests that 'when all you have is a hammer, every problem looks like a nail.' Well when all you have is a chemical pesticide, it is easy to see every problem as a weed to be sprayed. However, if you have the right tools in your box then suddenly you can solve more problems. Integrated weed control is about using the right tools to treat the actual problems, eliminating our reliance on chemical pesticides. For some situations, chemicals may be the right solution. Often however, chemicals are used to treat a weed that is a symptom of a deeper issue. Usually this can be broken down into three areas - Detritus build up; Surface Compaction; and Surface Migration.

By treating these core issues we can eliminate or greatly reduce the weeds, while solving a whole host of additional problems at the same time; such as poor drainage, potholing and access. Approaching surface maintenance in this way will keep your surfaces lasting longer and result in reduced treatment frequency.

Throughout this catalogue we have included many products that are valuable in an Integrated Weed Management approach. From Mechanical solutions such as Weed brushes and sweepers, to thermal methods such as Weed burners and Thermal lances. If you have any queries about the efficacy of a machine in your application please get in touch and we will be happy to help with information or demonstrations of the products.

Find out more by scanning the QR code.



Weedo-Series Weedo II

£4995



A)



B)



A) 700 000 135 - Steel Versa Brush (6 required per set) £10.95

B) 700 000 135N - Nylon Versa Brush (6 required per set) £10.95

The Weedo II is probably the toughest dedicated weedbrush available in the UK for areas such as social housing and is ideal for contractors covering many small sites. The weedbrush allows clearance of both moss and more stubborn weeds from hard surfaces such as tarmac or block paving.

Operating the machine is as simple as one lever. The left hand controls the operation of the brush, while the operator controls the forward speed by varying the pressure of the brush on the ground. The folding handlebars and its compact design mean it is easily transported from site to site and allows it to excel in tight areas. Many fine adjustments enable the brush consumption to be greatly reduced and the operator comfort to be increased. The weedbrush can be set to the right or the left hand side of the machine for clearing long paths in either direction.

| | | | |
|---------------------|------------------------------|-------------------|--|
| Type | Dedicated Weedbrush | PTO | Reversible Hydraulic drive |
| Max Angle | 15 degrees | Weedbrush | 40cm rotor with 6 replaceable brush sections |
| Engine | Premium Engine | Dimensions | W 60cm - L 165cm - H 118cm |
| Transmission | Hydraulic 16ltr/min Flow | Weight | 91Kg |
| Travel | Push | Vibration | 2.16 m/s ² |
| Axle Load | N/A | Noise | <84dB (Operator's ear) |
| Handlebar | 2 way adjustable and folding | Starting | Recoil |

| | | | | |
|---------------------|------------|-------------|-------------|-------------|
| Brackets & Linkages | Power Unit | Attachments | Accessories | Consumables |
|---------------------|------------|-------------|-------------|-------------|



KERSTEN WEEDO II ON BLOCK PAVING

K-Series Power Units

Professional two wheel tractors with hydraulic drive; ideal for professional sweeping, preventative maintenance and light remedial tasks.

- Sweeping
- Mechanical Weed Removal
- Winter Maintenance
- Artificial Surfaces
- Light Grass Cutting



KERSTEN K1500 WITH WEEDBRUSH ATTACHMENT

Specification

K 820



Our entry level model for small sites; ideal for transporting with forward drive.

- Hydraulic Drive (forwards only)
- Hydraulic power take-off (PTO)
- Height Adjustable Controls
- Quick-attach K35 attachment system

POWERED by
HONDA

K 820Pro



The comfort model for light area maintenance work with comfort functions

- Hydraulic Drive with reverse
- Variable Speed Control
- Hydraulic Power Take-off (PTO)
- Height Adjustable Controls
- Quick-attach K35 attachment system

POWERED by
HONDA

K 1500



Our best selling power unit! Ideal for contractors.

- Hydraulic Drive with reverse
- Variable Speed Control
- Hydraulic Power Take-Off (PTO)
- Height Adjustable Dampened Controls
- Vibration Dampened Motor
- Quick-attach K35 attachment system

POWERED by
HONDA

K 2100



Top of the range. Perfect for municipal work

- Hydraulic Drive with reverse
- Variable Speed Control
- Hydraulic Power Take-Off (PTO)
- Height Adjustable Dampened Controls
- Vibration Dampened Motor
- Optional Electric Start
- Quick-attach K70 attachment system

POWERED by
HONDA

| Sweeper | Weedbrush | Weed burner | Snow Plough | Spreader | Knife Mower | Cylinder Mower | Wide Brush | Reciprocating Brush | Sulky Seat |
|---------|-----------|-------------|-------------|----------|-------------|----------------|------------|---------------------|------------|
| ✓ | ✓ | ✗ | ✓ | ✓ | ✓ | ✗ | ✓ | ✗ | ✓ |
| ✓ | ✓ | ✓ | ✓ | ✓ | ✓ | ✗ | ✓ | ✗ | ✓ |
| ✓ | ✓ | ✓ | ✓ | ✓ | ✓ | ✗ | ✓ | ✗ | ✓ |
| ✓ | ✓ | ✓ | ✓ | ✓ | ✓ | ✓ | ✓ | ✓ | ✓ |

The Kersten K-series machines are designed with hydraulic drive to both the wheels and the attachments. This allows fine adjustment of wheel and implements speeds and reduces maintenance by designing out common wearing parts such as belts.

The attachments can be removed and replaced in a only few seconds by releasing the catch on the coupling system and the two quick release hydraulic hose connections. The adjustable stand allows this operation to be completed by one person.

A combination of large wheels and a free differential make handling very easy over obstacles such as kerbs. Handlebars are height adjustable at two points for maximum operator comfort in different applications. Tie down loops make securing the machine for transport very simple, and the compact size of the machines make them very easy to load onto vans or trailers.

K-Series K 820

£3595

POWERED by
HONDA

160cc



Engage forward drive

Engage attachment

Adjustable handlebars

Throttle control

Fender with Reflectors

Large pneumatic tyres ideal for large obstacles such as rocks and kerbs

Quick attach K35 Connector for various attachments

| | |
|--------------|-----------------------------------|
| Type | Two wheel hydraulic power unit |
| Max Angle | 15 degrees |
| Engine | Honda petrol GCV160 160cc |
| Transmission | Hydraulic with 9 l/min pump |
| Travel | Forwards only with diff. 0-40km/h |
| Axle load | 300kg |
| Handlebar | 3 way adjustable |
| PTO | Hydraulic implement drive |
| Attachment | Kersten quick attach 35 system |
| Dimensions | W 60cm - L 105cm - H 115cm |
| Weight | 90kg |
| Vibration | 2.86 m/s ² |
| Noise | <84dB (Operator's ear) |
| Starting | Recoil |



Attachments

Sweeper



from £1750.
see Pg 31-32.

Weedbrush



£2795.
see Pg 35-36.

Snow Plough



from £995.
see Pg 41-42.

Spreader



from £3195.
see Pg 43-44.

The K820 is a compact power unit, ideal for handling tough jobs on smaller sites like schools and private estates. From artificial surfaces, to block paving - the attachments make it a versatile, year round maintenance tool.

This power unit is perfect for simplifying maintenance tasks such as sweeping, snow ploughing, gritting, weed clearance and artificial surface maintenance. Attachments can be changed in a matter of seconds by releasing the quick couplings and connection pin.

Operating the machine is as simple as two levers, the left hand controls the forward speed, while the right hand operates the hydraulic PTO connected to the attachment.



KERSTEN K820 WITH SWEEPING ATTACHMENT

Wide Brush



£3450.
see Pg 47-48.

Sulky Seat



£1550.
see Pg 51-52.

Knife Mower



from £2650.
see Pg 65-66.

K-Series K 820 Pro

£5095

POWERED by
HONDA

163cc



Forwards and reverse

Speed Control

Adjustable handlebars

Engage attachment

Fender with Reflectors

Large pneumatic tyres ideal for large obstacles such as rocks and kerbs

Quick attach K35 Connector for various attachments

| | |
|--------------|-------------------------------------|
| Type | Two wheel hydraulic power unit |
| Max Angle | 15 degrees |
| Engine | Honda petrol GXV160 163cc |
| Transmission | Hydraulic with 12 l/min pump |
| Travel | Forwards/reverse with diff. 0-6km/h |
| Axle load | 300kg |
| Handlebar | Adjustable handles in 3 positions |
| PTO | Hydraulic implement drive |
| Attachment | Kersten quick attach 35 system |
| Dimensions | W 65cm - L 105cm - H 115cm |
| Weight | 100kg |
| Vibration | 2.86 m/s ² |
| Noise | <84dB (Operator's ear) |
| Starting | Recoil |



Attachments

Sweeper



from £1750.
see Pg 31-32.

Weedbrush



£2795.
see Pg 35-36.

Weed burner



£5495.
see Pg 39-40.

Snow Plough



from £995.
see Pg 41-42.

The K820 PRO is a compact power unit, ideal for handling tough jobs on smaller sites such as schools or sports facilities, which require more power and dexterity than a standard K820.

This power unit is perfect for simplifying maintenance tasks such as sweeping, snow ploughing, gritting, weed clearance, and artificial surface maintenance. Attachments can be changed in a matter of seconds by releasing the quick couplings and connection pin.

Operating the machine is as simple as two levers and a simple dashboard setup, the left hand controls the forward or reverse drive, while the right hand operates the connected attachment. Forwards or reverse can be selected on the dashboard and the maximum speed can be set with an adjustable dial.



KERSTEN K820 PRO WITH EFKM SWEEPER

Spreader



from £3195.
see Pg 43-44.

Wide Brush



£3450.
see Pg 47-48.

Sulky Seat



£1550.
see Pg 51-52.

Knife Mower



from £2650.
see Pg 65-66.

K-Series K 1500

£5995

POWERED by
HONDA

196cc



Forward and reverse

Variable speed control

operator presence control

Large hydraulic oil tank

Vibration Dampening

Large pneumatic tyres ideal for large obstacles such as rocks and kerbs

Quick attach 35 Connector for various attachments

| | |
|--------------|-------------------------------------|
| Type | Two wheel hydraulic power unit |
| Max Angle | 15 degrees |
| Engine | Honda petrol GX200 190cc |
| Transmission | Hydraulic with 12 l/min pump |
| Travel | Forwards/reverse with diff. 0-6km/h |
| Axle load | 300kg |
| Handlebar | 2 way adjustable |
| PTO | Hydraulic implement drive |
| Attachment | Kersten quick attach 35 system |
| Dimensions | W 70cm - L 125cm - H 110cm |
| Weight | 110kg |
| Vibration | 1.6 m/s ² |
| Noise | <82dB (Operator's ear) |
| Starting | Recoil |



Attachments

Sweeper



from £1750.
see Pg 31-32.

Weedbrush



£2795.
see Pg 35-36.

Weed burner



£5495.
see Pg 39-40.

Snow Plough



from £995.
see Pg 41-42.

The K1500 is our mid range model. It features a professional Honda GX engine, hydraulic transmission to the wheels and is ideal for a contractor with it's narrow access capabilities. The hydraulic operation also means maintenance is kept to a minimum. No belts, no clutch, no gearbox.

The versatile self-propelled machine features the Kersten Quick-Attach35 system that allows the various implements to be changed in seconds without the use of tools. The K 1500 further advances the quest for high operator comfort with low noise 82dB and vibration levels as low as 1.6m/s^2 can be achieved.



KERSTEN K1500 WITH EFKM SWEEPER ATTACHMENT

Spreader



from £3195.
see Pg 43-44.

Wide Brush



£3450.
see Pg 47-48.

Sulky Seat



£1550.
see Pg 51-52.

Knife Mower



from £2650.
see Pg 65-66.

K-Series K 2100

£6895

POWERED by
HONDA

270cc



Forward and reverse

Variable speed control

Operator presense control

Large hydraulic oil tank

Transport loops

Vibration Dampening

Large pneumatic tyres ideal for large obstacles such as rocks and kerbs

Quick attach K70 Connector for various attachments

| | |
|---------------------|-------------------------------------|
| Type | Two wheel hydraulic power unit |
| Max Angle | 15 degrees |
| Engine | Honda petrol GX270 270cc |
| Transmission | Hydraulic with 14 l/min pump |
| Travel | Forwards/reverse with diff. 0-6km/h |
| Axle load | 300kg |
| Handlebar | 2 way adjustable |
| PTO | Hydraulic implement drive |
| Attachment | Kersten quick attach 70 system |
| Dimensions | W 75cm - L 140cm - H 120cm |
| Weight | 120kg |
| Vibration | 1.6 m/s ² |
| Noise | <82dB (Operator's ear) |
| Starting | Recoil |



Attachments

Sweeper



from £2795.
see Pg 31-32.

Weedbrush



£2795.
see Pg 35-36.

Weed burner



£5495.
see Pg 39-40.

Snow Plough



from £1150.
see Pg 41-42.

Spreader



£3395.
see Pg 44-45.

The K 2100 features all the benefits of its sister machine but with a lower vibration, stronger hydraulic transmission system, a more comprehensive control panel and a stronger chassis for carrying larger attachments. This machine is ideal for council work and multi site use.

Utilizing the Quick-Attach70 the K 2100 is suitable for powering not only sweeping and clearing equipment but also attachments that require more power, such as the cylinder mower. Estate management teams can implement comprehensive maintenance programmes in a wide variety of applications all year round. The K2100 is low vibration, surprisingly quiet, extremely maneuverable and incredibly strong.



KERSTEN K2100 WITH WEEDBRUSH ATTACHMENT

Wide Brush



£3450.
see Pg 47-48.

Reciprocating Brush



£4050.
see Pg 49-50.

Sulky Seat



£1550.
see Pg 51-52.

Cylinder Mower



£3850.
see Pg 61-62.

Knife Mower



£2795.
see Pg 65-66.









UBS-Series

Professional two wheel tractors with mechanical PTO; ideal for professional users carrying out heavy remedial and preventative maintenance tasks

- Sweeping
- Mechanical Weed Removal
- Winter Maintenance
- Artificial Surfaces
- Commercial Mowing
- Foliage Removal



KERSTEN UBS HYDRO II WITH FLAIL MOWER ATTACHMENT

| Model | Specification | Sweeper | Weedbrush | Weed burner | Snow Plough | Spreader | Snow Blower | Knife Mower | Rotary Mower | Flail Mower TSM | Flail Mower SCHLM | Drum Mower | Gravel Path Renovator | Power Harrow | Seeder | Wide Brush | Blower |
|--|--|---------|-----------|-------------|-------------|----------|-------------|-------------|--------------|-----------------|-------------------|------------|-----------------------|--------------|--------|------------|--------|
| Hydro 9  | Entry level model for the commercial sector <ul style="list-style-type: none"> Suitable for slopes up to 20 degrees Hydrostatic Drive Height adjustable control console Mechanical Power Take-Off (PTO) Device Quick Connector Dead Man's Handle  | ✓ | ✓ | ✓ | ✓ | ✓ | ✗ | ✓ | ✓ | ✓ | ✗ | ✗ | ✗ | ✗ | ✗ | ✓ | ✓ |
| Hydro II 13  | Universal professional model for continuous use <ul style="list-style-type: none"> Suitable for slopes up to 20 degrees Optimal vibration dampening Height adjustable control console Mechanical Power Take-Off (PTO) Device Quick Connector E-Start  | ✓ | ✓ | ✓ | ✓ | ✓ | ✓ | ✓ | ✓ | ✓ | ✓ | ✓ | ✓ | ✓ | ✓ | ✓ | ✓ |
| Hydro II 16  | Robust and powerful for bigger jobs on larger sites <ul style="list-style-type: none"> Suitable for slopes up to 20 degrees Axial piston pump Individual wheel motors Vibration dampened, height adjustable controls Mechanical Power Take-0 Duplex V-Belt Operating hours counter  | ✓ | ✓ | ✓ | ✓ | ✓ | ✓ | ✓ | ✓ | ✓ | ✓ | ✓ | ✓ | ✓ | ✓ | ✓ | ✓ |
| Alpin 23  | Premium model for the biggest, toughest jobs <ul style="list-style-type: none"> Suitable for slopes up to 45 degrees Hydro pro steering Swivelling, vibration dampening, control console Vibration dampened, height adjustable controls Mechanical Power Take-0 Duplex V-Belt Operating hours counter  | ✗ | ✗ | ✗ | ✗ | ✗ | ✓ | ✓ | ✗ | ✓ | ✓ | ✓ | ✗ | ✓ | ✓ | ✗ | ✗ |

For heavy duty applications that require more power we have the UBS series, which are shown in the following pages. These machines all have hydraulic drive to the wheels, but they have a direct mechanical drive to the attachments. This delivers power to implements as efficiently as possible. This mechanical drive is necessary for power hungry tasks such as path edging, flail mowing and snow throwing. In the UBS series; the chassis is also enhanced to give extra support for coping with the additional strain these jobs put on the machine.

Some of these tasks require the machine to work on a slope or with heavy attachments. For this reason the UBS Hydro machines are fitted with independent heavy duty wheel motors to make the machine easy to steer. For severe slopes the "hydro" series is fitted with handlebars that can be adjusted to the left and right as well as for height. This allows the operator to maintain a more stable position on a steep gradient while controlling the machine.

UBS-Series Hydro 9

£9995

POWERED by
HONDA



Forward and reverse

Variable speed control

Dead man's handle

Large hydraulic oil tank

Independent wheel steering

Vibration Damper

Large pneumatic tyres ideal for large obstacles such as rocks and kerbs

Quick change K70M Connector for various attachments

| | |
|--------------|-------------------------------------|
| Type | Two wheel hydraulic power unit |
| Max Angle | 20 degrees |
| Engine | Honda petrol GX270 270cc |
| Transmission | Hydraulic Transmission 12ltr/min |
| Travel | Forwards/reverse with diff. 0-6km/h |
| Axle load | 300kg |
| Handlebar | 3 way adjustable |

| | |
|------------|--|
| PTO | Mechanical implement drive 1200 - 3000 RPM |
| Attachment | Kersten quick attach 70M system |
| Dimensions | W 77cm - L 129cm - H 119cm |
| Weight | 169kg |
| Vibration | 2.7 m/s ² |
| Noise | <82dB (Operator's ear) |
| Starting | Recoil |



Attachments

Sweeper



from £3150.
see Pg 33-34.

Weedbrush



£3550.
see Pg 37-38.

Weed burner



£5495.
see Pg 39-40.

Snow Plough



from £1150.
see Pg 41-42.

Spreader



from £3495.
see Pg 43-44.

The UBS Hydro 9 Kersten Two Wheel Tractor is an incredibly versatile machine with mechanical PTO and much more power than the K-Series. Ideal for lengthy, heavier tasks in grass cutting, weed removal, path edging and artificial surfaces. For contractors and councils in parks and city centres.

The machine features hydraulic drive to the wheels, with steering using wheel motors and unlike the K-Series it has a direct mechanical drive to the attachments. This delivers power to implements as efficiently as possible. This mechanical drive is necessary for power hungry tasks such as path edging, flail mowing and snow throwing. In the UBS series the chassis is also enhanced to give extra support for coping with the additional strain these jobs put on the machine.

The Kersten Quick-Attach 70 system allows the wide range of implements to be changed in seconds. An adjustable stand allows you to do this with only one operator.



KERSTEN HYDRO WITH WEEDBRUSH ATTACHMENT

Wide Brush



£3450.
see Pg 47-48.

Blower



from £4650.
see Pg 59-60.

Rotary Mower



£2195.
see Pg 63-64.

Knife Mower



from £2650.
see Pg 65-66.

Flail Mower TSM



from £2250.
see Pg 69-70.

UBS-Series Hydro II 13

£11995



| | |
|--------------|-------------------------------------|
| Type | Two wheel hydraulic power unit |
| Max Angle | 20 degrees |
| Engine | Honda petrol GX390 390cc |
| Transmission | Hydraulic Transmission 12ltr/min |
| Travel | Forwards/reverse with diff. 0-6km/h |
| Axle load | 300kg |
| Handlebar | Adjustable Z flex handlebars |

| | |
|------------|--|
| PTO | Mechanical implement drive 1350 - 3400 RPM |
| Attachment | Kersten quick attach 70M system |
| Dimensions | W 75cm - L 142cm - H 127cm |
| Weight | 171kg |
| Vibration | 1.5 m/s ² |
| Noise | <82dB (Operator's ear) |
| Starting | Recoil |



Attachments

Sweeper



from £3150.
see Pg 33-34.

Weedbrush



£3550.
see Pg 37-38.

Weed Burner



£5495.
see Pg 39-40.

Snow Plough



from £1150.
see Pg 41-42.

Spreader



£3495.
see Pg 43-44.

Snow Blower



from £4095.
see Pg 45-46.

Wide Brush



£3450.
see Pg 47-48.

Gravel Path
Renovator

£6895.
see Pg 53-54.

The UBS Hydro II 13 Kersten Two Wheel Tractor takes comfort and power to a new level with our largest professional Honda Engine. Perfectly suited for lengthy, heavier tasks in grass cutting, weed removal, path edging and artificial surfaces. For Contractors and Councils in parks and city centre.

The machine features hydraulic drive to the wheels, with steering using wheel motors and like the UBS 9 it has a direct mechanical drive to the attachments. The additional power of this unit makes it capable of carrying out heavier tasks and the Z-flex handlebars provide maximum comfort and control for the operator. The Kersten Quick-Attach70 system allows the wide range of implements to be changed in seconds. An adjustable stand allows you to do this with only one operator. The Hydro II range has our lowest vibration ratings, so you can use the machine all day long.



Comfort Drive



£1,895.
see Pg 29-30.

KERSTEN HYDRO II 13 WITH ROTARY MOWER

Power Harrow



from £5095.
see Pg 55-56.

Seeder



£3995.
see Pg 57-58.

Blower



from £4650.
see Pg 59-60.

Rotary Mower



from £2195.
see Pg 63-64.

Knife Mower



from £6450.
see Pg 65-66.

Drum Mower



from £3895.
see Pg 67-68.

Flail Mower



£2450.
see Pg 69-70.

Flail Mower



£5295.
see Pg 71-72.

UBS-Series Hydro II 16

£13350



| | |
|---------------------|---|
| Type | Two wheel hydraulic power unit |
| Max Angle | 20 degrees |
| Engine | Briggs & Stratton Vanguard 16hp twin cylinder 469cc |
| Transmission | Hydraulic Transmission 18ltr/min |
| Travel | Forwards/reverse with diff. 0-6km/h |
| Axle load | 600kg |
| Handlebar | Adjustable Z flex handlebars |
| PTO | Mechanical implement drive 1350 - 3400 RPM |
| Attachment | Kersten quick attach 70M system |
| Dimensions | W 75cm - L 142cm - H 127cm |
| Weight | 171kg |
| Vibration | 1.5 m/s ² |
| Noise | <82dB (Operator's ear) |
| Starting | Recoil |



Attachments

Sweeper



from £3150.
see Pg 33-34.

Weedbrush



£3550.
see Pg 37-38.

Weed Burner



£5495.
see Pg 39-40.

Snow Plough



from £1150.
see Pg 41-42.

Spreader



£3495.
see Pg 43-44.

Snow Blower



from £4095.
see Pg 45-46.

Wide Brush



£3450.
see Pg 47-48.

Gravel Path
Renovator



£6895.
see Pg 53-54.

The UBS Hydro II 16 is an incredibly versatile machine with mechanical PTO and much more power from its twin cylinder Briggs & Stratton Vanguard engine. It will power through heavy path edging, flail mowing and gravel path renovation that smaller models aren't able to manage so easily.

Thanks to the heavy duty wheel motors and power steering, these machines can operate on banks, and the low vibrations from the Z-flex handlebars allow you to use the machine all day long.

The Kersten Quick-Attach70 system makes it easy for the wide range of implements to be changed in seconds.



Comfort Drive



£1,895.

see Pg 29-30.

KERSTEN HYDRO II 16 WITH WEEDBRUSH ATTACHMENT

Power Harrow



from £5095.
see Pg 55-56.

Seeder



£3995.
see Pg 57-58.

Blower



from £4650.
see Pg 59-60.

Rotary Mower



£2495.
see Pg 63-64.

Knife Mower



from £6450.
see Pg 65-66.

Drum Mower



from £3895.
see Pg 67-68.

Flail Mower



from £2450.
see Pg 69-70.

Flail Mower



from £5295.
see Pg 71-72.

UBS-Series Alpin 23

£19500



Variable speed control

Forward and reverse

Large hydraulic oil tank

Engine grass filtration screen

Independent wheel steering

Vibration Dampening

Large pneumatic tyres ideal for large obstacles such as rocks and kerbs

Quick change K70M Connector for various attachments

| | |
|---------------------|---|
| Type | Two wheel hydraulic power unit |
| Max Angle | 45 degrees |
| Engine | Briggs & Stratton Vanguard 23hp twin cylinder 570cc |
| Transmission | Hydraulic Transmission 21ltr/min |
| Travel | Forwards/reverse with diff. 0-6km/h |
| Axle load | 3600kg |
| Handlebar | Adjustable Z flex handlebars |
| PTO | Mechanical implement drive 1350 - 3400 RPM |
| Attachment | Kersten quick attach 70M system |
| Dimensions | W 110cm - L 160cm - H 127cm |
| Weight | 295kg |
| Vibration | 1.5 m/s ² |
| Noise | <82dB (Operator's ear) |
| Starting | Electric |



Attachments

Snow Blower



from £4095.
see Pg 45-46.

Power Harrow



from £5450.
see Pg 55-56.

Seeder



£3995.
see Pg 57-58.

Knife Mower



£7395.
see Pg 65-66.

The largest machine in our range. Fingertip control and versatility in our most powerful package, for professional heavy duty flail mowing, and working up to 45 degrees all day long! Ideal for doing bank work and power hungry tasks.

The 23hp Twin cylinder Vanguard engine, paired with the robust Hydraulic transmission make this our most capable Multi-attachment machine. The Incline control valve – holds the machine on slopes up to a 45° angle without complaint. The easily adjustable control panel makes it simple to use and combined with the Comfort Control system is one of the most manageable machines on the market for bank work.



Comfort Drive



£1,895.

see Pg 29-30.

KERSTEN ALPIN 23 WITH FLAIL MOWER ATTACHMENT

Drum Mower



from £4795.
see Pg 67-68.

Flail Mower TSM



£2650.
see Pg 69-70.

Flail Mower SCHLM



from £6595.
see Pg 71-72.

UBS-Series Comfort Drive



The new “Comfort Drive” control system has some incredible features that make the machine really simple to operate. The comfort drive system has 9 forward, 9 reverse speed settings which can be selected by sliding your thumb over the potentiometer. The speeds can be split into two ranges, with a working range and transport range, which are interchangeable at the touch of a button. When the transport range is selected a green light will show on the control. The machine can be put in forwards or reverse gear by pressing another button on the console. When changing between forwards and reverse, the machine will do this in two stages for extremely smooth operation. The comfort drive makes the machine virtually effortless to use and is extremely helpful for sites where lots of speed changes and manoeuvring are required, such as on slopes or in tight spaces. The comfort drive can only be fitted to machines with electric start as it needs an external battery supply. The sophisticated control box senses the electrical directions from the controls and automatically adjusts the hydraulic system via a linear motor to perform the required operations.

| | | UBS Hydro 9 | UBS Hydro 13 | UBS Hydro 16 | UBS Alpin |
|---------------------|------------|-------------|--------------|--------------|-----------|
| MP Komfort-drive | £1895 | ✗ | ✓ | ✓ | ✓ |
| Brackets & Linkages | Power Unit | Attachments | Accessories | Consumables | |



KERSTEN HYDRO II FITTED WITH COMFORT DRIVE

EFKM-Series Sweeper

for K Series



Kersten sweepers have been specifically designed to remove soil and heavy debris on hard surfaces. This is achieved by several very important design features that are not typically found on other sweepers.

We use 5 spiral rows of bristles on our roller brush. The gaps between the rows provide space for movement of larger volumes of heavy debris. The spiral pattern allows pressure to be applied across a narrow section of the brush rather than the full width. Less power is required to move heavy material at this point, than across the whole brush at once, so the brush can tackle much heavier material than other brushes. The Sweeper has many other advantages that greatly increase its efficacy, such as ergonomic height adjustment - especially useful for artificial surfaces and compensating for brush wear. Angling of the brush from left to right allows easy windrowing of material. The brush can be fitted with a great range of accessories, such as the collector box, gully brush and debris guard; making it an extremely versatile machine.

| | | K820 | K820 Pro | K1500 | K2100 |
|---|-------|------|----------|-------|-------|
| EFKM 09032 H-K 35 (90cm working width) | £1750 | ✓ | ✓ | ✓ | ✗ |
| EFKM 10037 H-KU 70 (100cm working width) | £2795 | ✗ | ✗ | ✗ | ✓ |
| EFKM 90 DE-MOSS (90 cm working width) | £2595 | ✗ | ✗ | ✗ | ✓ |

| | |
|--|-------|
| GUSPL 090 - Front Brush Guard 90cm | £250 |
| GUSPL 100 - Front Brush Guard 100cm | £270 |
| SSB 090K - Collector Box 90cm | £725 |
| SSB 100K - Collector Box 100cm | £895 |
| SSB 090 B-KR - Separator Collector 90cm | £950 |
| SSB 100 B-KR - Separator Collector 100cm | £1150 |
| ASH 403237 - Hydraulic Gully Brush 40cm | £1400 |

| | |
|--|------|
| 105 425 400 - Hydraulic Gully Brush 40cm | £110 |
| 090 010 032 - Replacement Brush 90cm | £410 |
| 100 510 037 - Replacement Brush 100cm | £450 |
| 70017 - Replacement Brush De-Moss | £450 |

Brackets & Linkages
 Power Unit
 Attachments
 Accessories
 Consumables




KERSTEN K2100 WITH DEMOSS SWEEPER

EFKM-Series Sweeper

for UBS machines



Collector box



Separator Collector box

Kersten sweepers have been specifically designed to remove soil and heavy debris on hard surfaces. This is achieved by several very important design features that are not typically found on other sweepers.

We use 5 spiral rows of bristles on our roller brush. The gaps between the rows provide space for movement of larger volumes of heavy debris. The spiral pattern allows pressure to be applied across a narrow section of the brush rather than the full width. Less power is required to move heavy material at this point, than across the whole brush at once, so the brush can tackle much heavier material than other brushes. The Sweeper has many other advantages that greatly increase its efficacy, such as ergonomic height adjustment - especially useful for artificial surfaces and compensating for brush wear. Angling of the brush from left to right allows easy windrowing of material. The brush can be fitted with a great range of accessories, such as the collector box, gully brush and debris guard; making it an extremely versatile machine.

| | | UBS Hydro 9 | UBS Hydro 13 | UBS Hydro 16 | UBS Alpin |
|---|-------|-------------|--------------|--------------|-----------|
| EFKM 10037 M-MU 70 (100cm working width) | £3150 | ✓ | ✓ | ✓ | ✗ |
| EFKM 12537 M-MU 70 (125cm working width) | £3350 | ✓ | ✓ | ✓ | ✗ |

| | |
|--|-------|
| GUSPL 100 - Front Brush Guard 100cm | £270 |
| GUSPL 125 - Front Brush Guard 125cm | £300 |
| SSB 100K - Collector Box 100cm | £895 |
| SSB 125K - Collector Box 125cm | £995 |
| SS 100B-KR - Separator Collector 100cm | £1150 |
| SSB 125B-KR - Separator Collector 125cm | £1400 |
| WAS 51K 1500 - Dust Suppression Kit 5Ltr | £840 |
| ASM 403237 - Belt Gully Brush 40cm | £895 |

| | |
|---|-------|
| 105 425 400 - Replacement Gully Brush 40cm | £110 |
| 100 510 037 - Replacement Brush 100cm | £450 |
| 125 010 037 - Replacement Brush 125cm | £475 |
| EFKM100 DE-MOSS - Replacement Brush De-moss 100cm | £3295 |


Brackets & Linkages
Power Unit
Attachments
Accessories
Consumables



KERSTEN UBS HYDRO 13 WITH SWEEPING ATTACHMENT AND COLLECTOR BOX

WKB-Series Weedbrush

for K Series



700 000 135 - Steel Versa Brush (8 required per set) £10.95

700 000 135N - Nylon Versa Brush (8 required per set) £10.95

750 000 135 - Heavy duty steel versa brush (8 required per set) £16.95

When moss and weeds become established on hard surfaces they are difficult to remove with a sweeper. For this application we have made the Weedbrush. Kersten Weedbrushes have been designed to quickly remove weeds and moss, along with the soil they grow in from hard surfaces like tarmac and block paving. We achieve this with several features not typically found on other Weedbrushes.

VersaBrush – The Weedbrush is fitted with VersaBrushes. These brush sections are composed of two wire types. Thick flat wires are used to cut the weeds and soil from the surface and removes the material; like using many tiny shovels. Thinner wire then sweeps the surface clean. The more soil that we can remove the longer the surface will remain free of weeds.

The Weedbrush is fully adjustable with angling and pressure settings that let you get in every nook and cranny. Stone propulsion is minimised with the slow rotation speed and stone guard, also keeping material close to the brush for easy clear up.

| | | K820 | K820 Pro | K1500 | K2100 |
|----------------|-------|------|----------|-------|-------|
| WKB-H-K35-820 | £2795 | ✓ | ✓ | ✗ | ✗ |
| WKB-H-K35-1500 | £2795 | ✗ | ✗ | ✓ | ✗ |
| WKB-H-K70-2100 | £2795 | ✗ | ✗ | ✗ | ✓ |

Brackets & Linkages

Power Unit

Attachments

Accessories

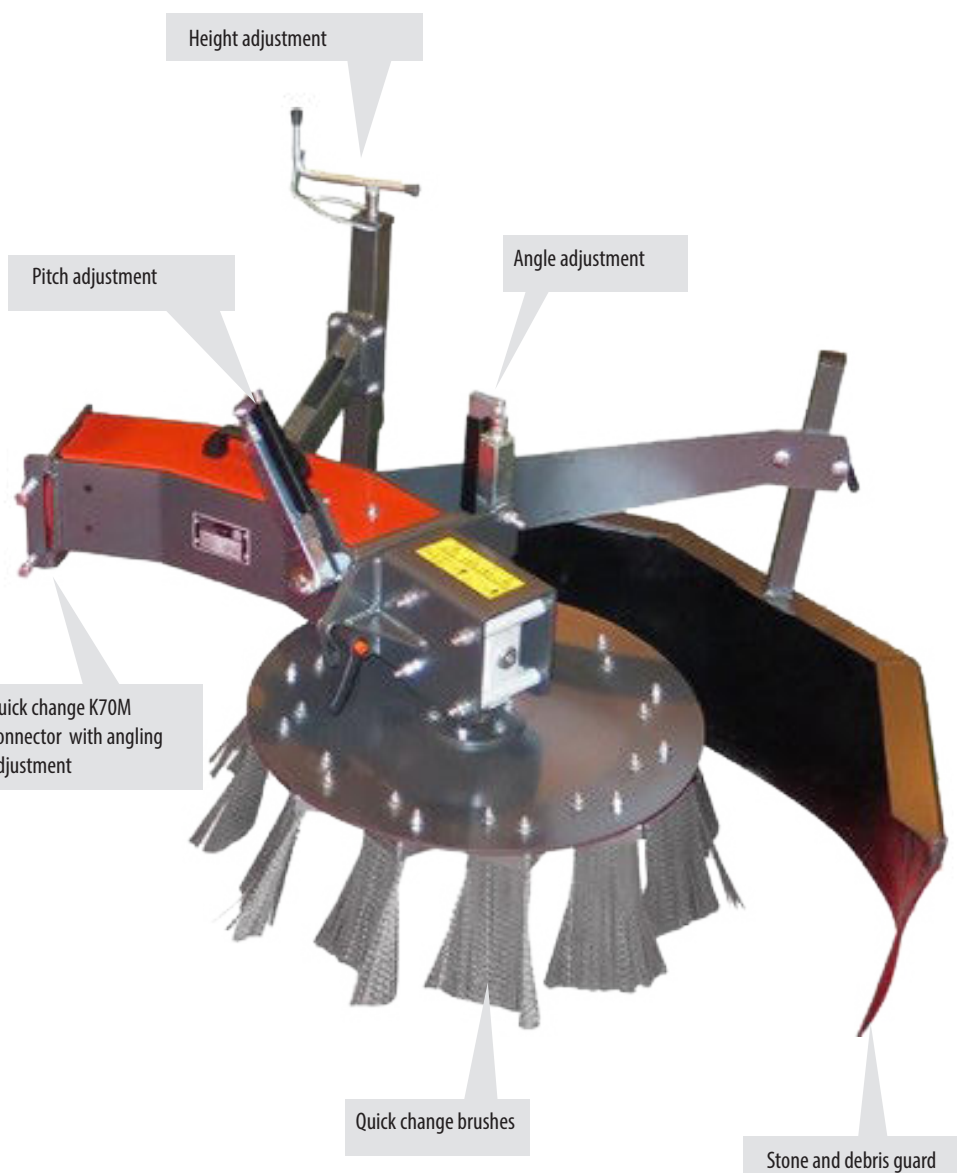
Consumables



KERSTEN K1500 WITH WEEDBRUSH

WKB-Series Weedbrush

for UBS machines



Steel Versa Brush

Nylon Versa Brush

Hausa Brush



Find out more about the Hausa brushes:



When moss and weeds become established on hard surfaces they are difficult to remove with a sweeper. For this application we have made the Weedbrush. Kersten WeedBrushes have been designed to quickly remove weeds and moss, along with the soil they grow in from hard surfaces like tarmac and block paving. We achieve this with several features not typically found on other Weedbrushes. VersaBrush – The WeedBrush is fitted with VersaBrushes. These brush sections are composed of two wire types. Thick flat wires are used to cut the weeds and soil from the surface and removes the material; like using many tiny shovels. Thinner wire then sweeps the surface clean. The more soil that we can remove the longer the surface will remain free of weeds. The Weedbrush is fully adjustable with angling and pressure settings that let you get in every nook and cranny. Stone propulsion is minimised with the slow rotation speed and stone guard, also keeping material close to the brush for easy clear up. Hausa (cable) brushes can be added to the machine to give a cleaner finish when ripping turf away during siding out operations.

| | | UBS Hydro 9 | UBS Hydro 13 | UBS Hydro 16 | UBS Alpin |
|---|-------|-------------|--------------|--------------|-----------|
| WKB 60 M-U 70 | £3550 | ✓ | ✓ | ✓ | ✗ |
| 700 000 135 - Steel Versa Brush (10 Required per set) | | | | | £10.95 |
| 700 000 135N - Nylon Versa Brush (10 Required per set) | | | | | £10.95 |
| 700 000 136A - Hausa Brush Bracket (10 Required per set. Only one set required) | | | | | £21.95 |
| 106 780 200 - Replacement Hausa Brush (10 Required per set) | | | | | £10.95 |
| 750 000 135 - Heavy duty steel versa brush (8 required per set) | | | | | £16.95 |
| BLGW-WKB 60 - Front Weight (strongly advised for the UBS Hydro 16) | | | | | £310 |

Brackets & Linkages
Power Unit
Attachments
Accessories
Consumables



UBS HYDRO 16 WITH WEEDBRUSH ATTACHMENT

ThermHit-Series Weed Burner



The Hoaf Infra Plus System uses infrared radiation in combination with hot air. By exposing the unwanted vegetation to this process, the proteins in the weeds congeal and the moisture cells burst open at about 80°C. As a result the vegetation starts wilting and dies.

The design allows great access into tight areas and paths, but the working width of the unit is large enough for covering sizeable areas in a short time. Because the product relies on heat, it can be used in the wet; allowing your weed killing to be less weather dependent. The hood design makes it easy to get right up to obstacles and the low hood allows access under park benches and picnic tables.

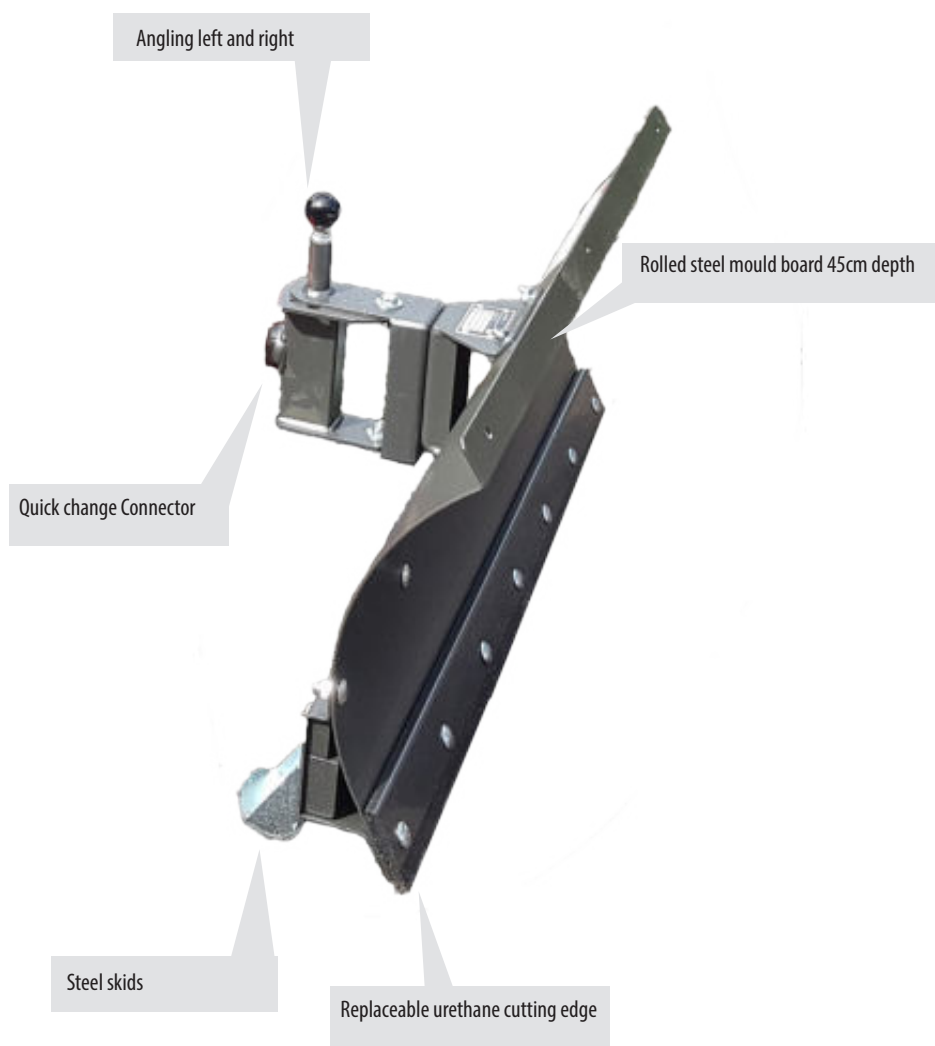
| | | K820 | K820 Pro | K1500 | K2100 |
|-----------------|-------|-------------|--------------|--------------|-----------|
| TWB 75K K820Pro | £5495 | ✗ | ✓ | ✗ | ✗ |
| TWB 75K K1500 | £5495 | ✗ | ✗ | ✓ | ✗ |
| TWB 75K K2100 | £5495 | ✗ | ✗ | ✗ | ✓ |
| | | UBS Hydro 9 | UBS Hydro 13 | UBS Hydro 16 | UBS Alpin |
| TWB 75K | £5495 | ✓ | ✓ | ✓ | ✗ |

Brackets & Linkages Power Unit Attachments Accessories Consumables



KERSTEN K820 PRO WITH HOAF THERMHIT 75 ATTACHMENT

SCHN-Series Snow Plough



RGW 400X8 - Wheel Weights 13Kg Pair

£395

SCHNK 400X8 - Snow Chains Pair

£110

800 105 106 - Urethane Cutting Edge 1M

£75

800 125 106 - Urethane Cutting Edge 1.25m

£85

The snow plough – A snow plough attachment can be fitted to the K-series or UBS for dealing with heavier snow drifts. The snow plough is a straight blade with a sprung “break-back” system that allows it to ride over obstacles such as drain covers or speed bumps. The plough can be positioned for ploughing forward or can be angled to the left and right. You might also consider clearing light snow with the sweeper.

The Kersten two-wheel tractors can be fitted with snow chains and winter attachments to transform your machine into the ultimate winter companion for paths and car parks. The hydraulic drive is extremely useful for slowing the wheel speed to avoid slipping on the icy surface when using the winter attachments.

| | | K820 | K820 Pro | K1500 | K2100 |
|---|-------|-------------|--------------|--------------|-----------|
| SCHN 100 ST-K 35 (100cm working width) | £995 | ✓ | ✓ | ✓ | ✗ |
| SCHN 100 FK-MS-KU 70 (100cm working width) | £1150 | ✗ | ✗ | ✗ | ✓ |
| SCHN 125 FK-MS-KU 70 (125cm working width) | £1195 | ✗ | ✗ | ✗ | ✓ |
| | | UBS Hydro 9 | UBS Hydro 13 | UBS Hydro 16 | UBS Alpin |
| SCHN 100 FK-M-KU 70 (100cm working width) | £1150 | ✓ | ✓ | ✓ | ✗ |
| SCHN 125 FK-M-KU 70 (125cm working width) | £1195 | ✓ | ✓ | ✓ | ✗ |

Brackets & Linkages
 Power Unit
 Attachments
 Accessories
 Consumables



KERSTEN K820 WITH SNOW PLOUGH ATTACHMENT

SLDST-Series Gritter/Spreader



Damp material agitator



Flow control lever



Hopper Screen



70ltr Hopper

Heavy duty support casters

Adjustable support stand



The salt spreader - A Hydraulic or Mechanical drive salt spreader can be purchased to suit either the K series or the UBS series respectively, which can carry up to 70 litres of salt. The spreader is fitted with a mesh for breaking up large clumps of salt before they go through the machine. A special agitator has been designed to deal with damp salt, using a chain to break up the material. Guards allow the spread width to be adjusted to suit the application.

The Kersten two-wheel tractors can be fitted with snow chains and winter attachments to transform your machine into the ultimate winter companion for paths and car parks. The hydraulic drive is extremely useful for slowing the wheel speed to avoid slipping on the icy surface when using the winter attachments.

| | | K820 | K820 Pro | K1500 | K2100 |
|--------------------------|-------|-------------|--------------|--------------|-----------|
| SLDST 70K 35 | £3195 | ✓ | ✓ | ✓ | ✗ |
| SLDST 70H-K 70 | £3395 | ✗ | ✗ | ✗ | ✓ |
| | | UBS Hydro 9 | UBS Hydro 13 | UBS Hydro 16 | UBS Alpin |
| SLDST 70 M-U 70 | £3495 | ✓ | ✓ | ✓ | ✗ |
| ADP-SLDST - Hopper Cover | £240 | | | | |

Brackets & Linkages
 Power Unit
 Attachments
 Accessories
 Consumables



KERSTEN POWER UNIT WITH SPREADER

SCHNFR-Series Snow Blower



The SCHNFR series snow blower is the ultimate tool for clearing big drifts of snow. The two stage blower uses aggressive rotary teeth in the first stage, to break up snow and ice, then a fan in the second stage to propel the snow through the chute.

The chute can be angled by 180 degrees to position the snow where you want it and the machine is capable of throwing the snow up to 8 meters from the machine.

The attachment can be paired with most of our UBS series, which can be fitted with snow chains and wheel weights for additional traction, making it extremely easy to operate. You might also consider clearing light snow with the sweeper attachment.

| | | UBS Hydro 9 | UBS Hydro 13 | UBS Hydro 16 | UBS Alpin |
|----------|-------|-------------|--------------|--------------|-----------|
| SCHNFR60 | £4095 | ✓ | ✓ | ✓ | ✓ |
| SCHNFR80 | £4795 | ✓ | ✓ | ✓ | ✓ |

Brackets & Linkages
 Power Unit
 Attachments
 Accessories
 Consumables



UBS HYDRO 16 WITH SNOW BLOWER ATTACHMENT

KRB-Series Wide Area Brush



100 510 080 - Replacement Brushes (3 required per set)

£170

100 510 080-1 - Replacement Spring Tine Insert (3 required per set)

£280

BLGW-KRB 250 - Weights for KRB 250

£420

Our uniquely designed Static Brushes are ideal for regular maintenance of artificial grass surfaces. Incorporating a 2.5m set of stiff brushes, which fold up to fit through single gates. The design puts pressure across the whole brush, to effectively re-distribute the surface infill and stand up the grass pile.

During daily play, the infill of the surface will be moved around on players feet - creating troughs and mounds that make the surface uneven. The fibres in an artificial pitch give maximum support and the best performance when pointing upright and supported evenly by the sand or rubber crumb.

| | | K820 | K820 Pro | K1500 | K2100 |
|---|-------|-------------|--------------|--------------|-----------|
| KRB 250 KU 35 (250cm working width) | £3450 | ✓ | ✓ | ✓ | ✗ |
| KRB 250 KU 70 (250cm working width) | £3450 | ✗ | ✗ | ✗ | ✓ |
| | | UBS Hydro 9 | UBS Hydro 13 | UBS Hydro 16 | UBS Alpin |
| KRB 250 M-U 70 (250cm working width) | £3450 | ✓ | ✓ | ✓ | ✗ |

Brackets & Linkages

Power Unit

Attachments

Accessories

Consumables



K2100 WITH WIDE AREA BRUSH

RPB-Series Reciprocating Brush



The powered oscillating brush is equally effective on natural and synthetic turf for sports field, golf course, and amenity maintenance.

Brushing is necessary to evenly distribute top dressing and remove excess material on natural turf and on synthetic surfaces, keeping infill loose and even to prevent surface compaction. The versatile reciprocating brush can perform all of these tasks.

It uses fewer passes than a conventional drag brush, causing less compaction and due to the bi-directional movement it does a more thorough job of presenting the pile on artificial surfaces.

| | | K820 | K820 Pro | K1500 | K2100 |
|--|-------|------|----------|-------|-------|
| RPB 100 (100cm working width) | £4050 | ✗ | ✗ | ✗ | ✓ |
| 100 510 080 - Replacement Brushes (2 required per set) | £170 | | | | |

Brackets & Linkages
 Power Unit
 Attachments
 Accessories
 Consumables



KERSTEN POWER UNIT WITH RECIPROCATING BRUSH

SULK-Series Sulky Seat



Kersten provides a sulky seat for convenient operation of the K-series two wheel tractors. This can be useful in open areas with even surfaces, such as football pitches and tennis courts. The upholstered armchair is covered with plastic - and therefore insensitive to dirt and water. The sitting position can be adjusted in different ways using the drawbar and the seat attachment.

The steps can also be adjusted to suit the operator. This means that the handlebar and the control panel is within easy reach. There are footrests on the drawbar, which contribute to an ergonomic sitting position.

Uncoupling the sulky seat just takes a couple of minutes.

| | | K820 | K820 Pro | K1500 | K2100 |
|---------------------|-------|------|----------|-------|-------|
| SULK-SWH | £1550 | ✓ | ✓ | ✓ | ✓ |
| Brackets & Linkages | | | | | |
| Power Unit | | | | | |
| Attachments | | | | | |
| Accessories | | | | | |
| Consumables | | | | | |



KERSTEN K820PRO WITH SULKY SEAT

WE-Series

Gravel Path Renovator



MEISSEL-SATZ 090 - Bullet Tines Set.
For use on MOT Type 1 Sub-base material.



BUES-SATZ 090 - Brush Set.
For use on stubborn material attached to hard surfaces.



WM-SATZ 090 - Angled Knives Set.
For use on water bound gravel.

Gravel is a tricky surface to maintain because the open surface allows detritus to enter. In order to keep it looking attractive, weeds and the organic material in which they are growing must be removed and good drainage should be encouraged by de-compacting the surface. This will enhance the appearance of the surface, reduce future weed and moss infestations as well as improving the safety of users. Doing even small areas by hand can be pretty challenging, let alone a large area.

The Kersten Gravel Path Renovator is ideal for the task - it can de-compact the structure and regrade the surface removing pot holes as well as remove the weeds by the root. It works with a set of specially designed cutting knives, which loosen the root and lift the plant to the surface together with the organic material which is supporting its life. Alternative tools may be fitted to address other applications such as hard surfaces and semi bound surfaces

| | | UBS Hydro 9 | UBS Hydro 13 | UBS Hydro 16 | UBS Alpin |
|---|-------|-------------|--------------|--------------|-----------|
| WE 090 M-U 70 (90cm working width) | £6895 | ✗ | ✓ | ✓ | ✗ |
| BLGW-WE - Front Weight | £395 | | | | |
| RABLGW-WE 090 - Mounting frame for additional weights | £280 | | | | |
| GIWA-WE 090 - 90cm Grid Roller | £1400 | | | | |
| WM-SATZ 090 - Angled Knives Set (included in WE 090 M-U 70) | £495 | | | | |
| BUES-SATZ 090 - Brush Set | £625 | | | | |
| MEISSEL-SATZ 090 - Bullet Tines Set | £995 | | | | |


Brackets & Linkages
 Power Unit
 Attachments
 Accessories
 Consumables



KERSTEN UBS HYDRO II 16 WITH GRAVEL PATH RENOVATOR

KE-Series

Power Harrow



The power harrow attachment allows the soil to be prepared for seeding. The depth of action can be finely adjusted to achieve soil preparation to the correct depth. The power harrow leaves a fine, consistent soil ready for seeding.

The seeding attachment (see over page) Can be used in conjunction with the power harrow, allowing both jobs to be achieved simultaneously. This greatly enhances your productivity over other systems. The UBS is easy to use in reverse, with the power harrow attached, to leave a great finish, free of undulations and footprints.


| | | UBS Hydro 9 | UBS Hydro 13 | UBS Hydro 16 | UBS Alpin |
|--|-------|-------------|--------------|--------------|-----------|
| KE 075 M-U 70 (75cm working width) | £5095 | ✗ | ✓ | ✓ | ✗ |
| KE 090 M-U 70 (90cm working width) | £5450 | ✗ | ✓ | ✓ | ✓ |
| KE 100 M-U 70 (100cm working width) | £6295 | ✗ | ✓ | ✓ | ✓ |
| KE 125 M-U 70 (125cm working width) | £6995 | ✗ | ✗ | ✗ | ✓ |

Brackets & Linkages
 Power Unit
 Attachments
 Accessories
 Consumables



KERSTEN UBS HYDRO 9 WITH POWER HARROW

ASS-Series Seeder Mechanical Drive



The Seeder works in conjunction with our power harrow attachment, allowing you to simultaneously cultivate and plant.

The seeds can be easily loaded into the generous 57 litre hopper and dropped behind the harrow onto the freshly prepared soil. The rate of seeding can be finely adjusted using the setting lever.

The speed is set by a guide wheel that connects with the roller, adjusting the output of the seeder in accordance to the speed of the machine. This allows for a precise and even dispersal of seeds.

| | | UBS Hydro 9 | UBS Hydro 13 | UBS Hydro 16 | UBS Alpin |
|---------|-------|-------------|--------------|--------------|-----------|
| ASS 090 | £3995 | ✗ | ✓ | ✓ | ✓ |

Brackets & Linkages

Power Unit

Attachments

Accessories

Consumables



KERSTEN UBS HYDRO II 16 WITH POWER HARROW AND SEEDER

LBV-Series Leaf Blower

Mechanical Drive




Dynamically balanced
aluminium fan

Light weight noise redu-
cing plastic housing

Large heavy duty castor
wheels

Adjustable bi-directional nozzle

Housing rotation



The LBV series leaf blower attachments are lightweight but very powerful, with either 85m³/min or 115m³/min airflow, projecting leaves up to 8 and 12 metres respectively.

The LBV use a heavy duty plastic housing and dynamically balanced aluminium fan to keep the noise to an absolute minimum <84dB, allowing the blowers to be used without issues in Schools and public spaces.

The blower can be adjusted to clear leaves and other debris on either side of the machine, using a simple lever to adjust the nozzle direction. The Blower is supported by a heavy duty castor that maintains the height of the output and is easy to move over rougher ground.

| | | UBS Hydro 9 | UBS Hydro 13 | UBS Hydro 16 | UBS Alpin |
|----------------|-------|-------------|--------------|--------------|-----------|
| LBV 5100 M-ABF | £4650 | ✓ | ✓ | ✓ | ✗ |
| LBV 6900 M-ABF | £4950 | ✓ | ✓ | ✓ | ✗ |

Brackets & Linkages
 Power Unit
 Attachments
 Accessories
 Consumables




KERSTEN UBS HYDRO II WITH LBV LEAF BLOWER

CM-Series Cylinder Mower



Hydraulic Drive



The K2100 can be fitted with a cylinder mower for commercial mowing applications. Cylinder lawn mowers give a fantastic finish; they cut the grass very cleanly compared to a rotary mower, resulting in a quicker recovery time and healthier grass.

With low vibration and low noise, our machines make the job less stressful. The clean lines of the side plates allow the operator to mow close to obstacles to reduce secondary trimming and the compact design allows the mower to squeeze through a 36" gate for mowing in housing estates and other narrow access areas.

The full width adjustable roller allows the cutting height to be finely set between 13mm and 50mm. The high clip rate gives a quality finish at forward speeds of up to 7km/h. This type of grass cutting is less likely to disturb biodiversity laying below the height of cut as there is no vacuum effect caused by high speed rotary lift blades.

| | | K820 | K820 Pro | K1500 | K2100 |
|-------------------|-------|------|----------|-------|-------|
| CM 976 MULTIH-K70 | £3850 | ✗ | ✗ | ✗ | ✓ |

| | | | | |
|---------------------|------------|-------------|-------------|-------------|
| Brackets & Linkages | Power Unit | Attachments | Accessories | Consumables |
|---------------------|------------|-------------|-------------|-------------|




KERSTEN K2100 WITH CYLINDER MOWER

ZRA-Series

Rotary Mower

Mechanical Drive



The ZRA is a professional side discharge rotary mower for the care and maintenance of lawns in parks and gardens. The ZRA features a double height adjustment system that ensures a perfect, uniform cut. It features an oil bath gearbox with freewheel and safety key for efficient operation - greatly reducing down time from common wearing items like belts. The ZRA is fitted with swing tip blades that will protect the mower if logs or other impediments are struck during mowing.

The high lift provides a massive air flow under the deck, which throws the grass a big distance allowing even dispersal of clippings through the side discharge outlet.

| | | UBS Hydro 9 | UBS Hydro 13 | UBS Hydro 16 | UBS Alpin |
|----------|-------|-------------|--------------|--------------|-----------|
| ZRA 800 | £2195 | ✓ | ✓ | ✗ | ✗ |
| ZRA 1000 | £2495 | ✗ | ✓ | ✓ | ✗ |

5.350.010 - Right Hand Blade (ZRA 800) £19.50

5.350.011 - Left Hand Blade (ZRA 800) £19.50

5.350.014 - Right Hand Blade (ZRA 1000) £19.50

5.350.013 - Left Hand Blade (ZRA 1000) £19.50

Brackets & Linkages Power Unit Attachments Accessories Consumables



KERSTEN UBS HYDRO 13 WITH ROTARY MOWER

DOME-Series Knife Mowers

Mechanical and Hydraulic Drive



Counter balance weights

Quick release connectors

Adjustable steel skids

Transport guard

Patented Carbodux Blades



Grass cutting is one of the most intensive jobs for maintenance teams in summer months. The Kersten machines can be utilised through the summer by fitting them with our range of specialised grass cutting equipment.

The reciprocating knife mowers are ideal for conservation as they provide minimal disturbance to the ecology of the grass surface. The reciprocating knives cut at the base of the plant, leaving the whole crop above this point intact. This makes it easy to rake up for baling and keeps seed heads mostly intact, which is good for propagation of wild flower meadows. Kersten have partnered with ESM to use their patented anti-clogging Carbodux blades. The attachment can be fitted with balancing weights, making it well suited to the power unit and comfortable to use. The scissor action requires less power than other methods, resulting in a universally more sustainable grass cutting system.

| | | K820 | K820 Pro | K1500 | K2100 |
|--|-------|-------------|--------------|--------------|-----------|
| DOME 090 H-K 35 (90cm working width) | £2650 | ✓ | ✓ | ✓ | ✗ |
| DOME 090 H-K 70 (90cm working width) | £2795 | ✗ | ✗ | ✗ | ✓ |
| | | UBS Hydro 9 | UBS Hydro 13 | UBS Hydro 16 | UBS Alpin |
| DOME 125 M-U 70 (125cm working width) | £6450 | ✗ | ✓ | ✓ | ✗ |
| DOME 140 M-U 70 (140cm working width) | £6750 | ✗ | ✓ | ✓ | ✗ |
| DOME 170 M-U 70 (170cm working width) | £7395 | ✗ | ✓ | ✓ | ✓ |

| | | | | |
|---------------------|------------|-------------|-------------|-------------|
| Brackets & Linkages | Power Unit | Attachments | Accessories | Consumables |
|---------------------|------------|-------------|-------------|-------------|



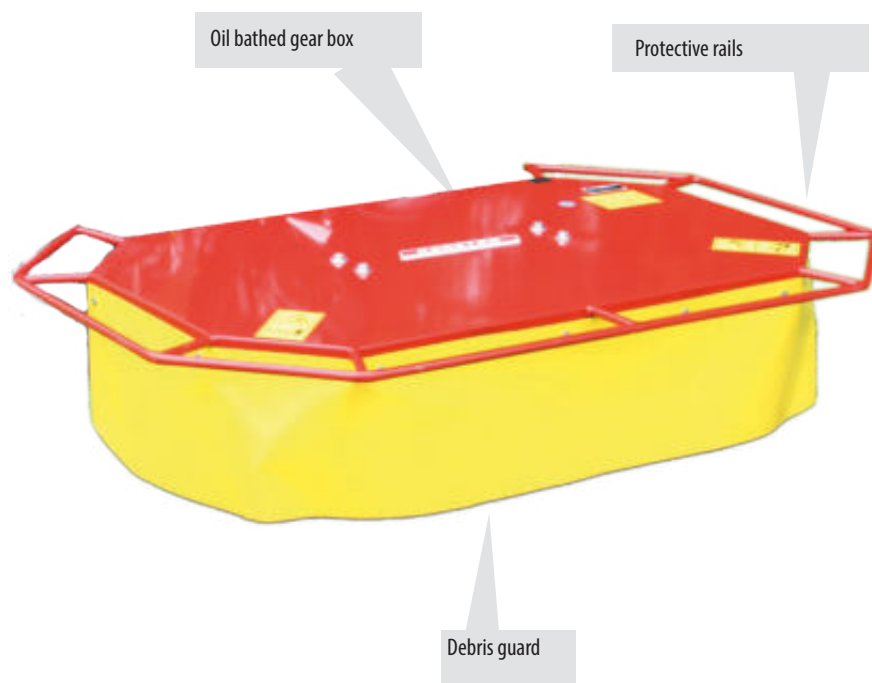
KERSTEN K2100 WITH KNIFE MOWER ATTACHMENT

KRM-Series Drum Mower

Mechanical Drive



Twin drums



The Kersten drum mower is a great choice for conservation areas and mowing where the whole crop is to be left intact. A drum mower is a far quicker machine than the reciprocating knife mower, so is more suited to larger areas of grass. The drum mower provides more disturbance to the ecology than a knife mower, but still cuts the grass at the base, leaving the whole crop above this point intact for baling.

The fabric guard provides protection from sticks and other debris kicked up by the machine, while being flexible enough not to damage the crop. Guard rails protect the mower from knocks on fencing and hedge rows, while an oil bathed gear box reduces wear on the machine and provides great power to the rotors.

| | | UBS Hydro 9 | UBS Hydro 13 | UBS Hydro 16 | UBS Alpin |
|---|-------|-------------|--------------|--------------|-----------|
| KRM 082 M-U 70 (82cm working width) | £3895 | ✗ | ✗ | ✓ | ✗ |
| KRM 102 M-U 70 (102cm working width) | £4795 | ✗ | ✗ | ✓ | ✓ |
| KRM 115 M-U 70 (115cm working width) | £5295 | ✗ | ✗ | ✗ | ✓ |


Brackets & Linkages
 Power Unit
 Attachments
 Accessories
 Consumables



KERSTEN UBS WITH DRUM MOWER ATTACHMENT

TSM-Series Flail Mower

Mechanical Drive



The Zanon TSM flail mower is the ultimate companion for lighter duty, fast and efficient flail mowing. The Y-type steel knives, set in a spiral pattern achieve a great finish on grass and are capable of handling material up to 3cm in diameter.

The pivoting attachment point allows the flail to follow the contours of the ground easily and two width choices to pick from make it suitable for either narrow access areas or wide area mowing.

Robust pneumatic tyres provide height adjustment and great support for the flail in difficult terrain.

| | | UBS Hydro 9 | UBS Hydro 13 | UBS Hydro 16 | UBS Alpin |
|----------|-------|-------------|--------------|--------------|-----------|
| TSM 600 | £2250 | ✓ | ✗ | ✗ | ✗ |
| TSM 900 | £2450 | ✗ | ✓ | ✓ | ✗ |
| TSM 1100 | £2650 | ✗ | ✗ | ✓ | ✓ |

3.350.012 - Replacement Blades (Set of 18 for TSM 600. Set of 28 for TSM 900. Set of 34 for TSM 1100)

£7.95 each



Brackets & Linkages Power Unit Attachments Accessories Consumables



KERSTEN UBS HYDRO II T6 WITH FLAIL MOWER ATTACHMENT

SCHLM-Series Flail Mower

Mechanical Drive



This is the Kersten flail deck. Its heavy duty design allows it to achieve a great finish through dense material up to 5cm in diameter. With a dynamically balanced motor, which greatly reduces the noise and vibration. This flail is extremely capable and comfortable to use.

The flail comes with a choice of Y type blades for grass or boot type knives for denser vegetation.

The volume around the knives allows the machine to mulch the material very finely, leaving a great finish, even in long, lush grass.

Height can be adjusted on the front wheels or the optional rear roller.


| | | UBS Hydro 9 | UBS Hydro 13 | UBS Hydro 16 | UBS Alpin |
|---|-------|-------------|--------------|--------------|-----------|
| SCHLM 65 M-U 70 (65cm working width) | £5295 | ✗ | ✓ | ✓ | ✗ |
| SCHLM 90 M-U 70 (90cm working width) | £6395 | ✗ | ✗ | ✓ | ✗ |
| SCHLM 100 M-U 70 (100cm working width) | £6595 | ✗ | ✗ | ✓ | ✓ |
| SCHLM 120 M-U 70 (120cm working width) | £7195 | ✗ | ✗ | ✗ | ✓ |

Brackets & Linkages Power Unit Attachments Accessories Consumables



UBS ALPIN WITH FLAIL MOWER ATTACHMENT

RCH-Series Roughcutter



| | |
|--------------------------------|--|
| Engine | 13 / 16 / 18 hp Briggs & Stratton 2 Cyc Petrol |
| Forward / Reverse Speed | 0-6 kmph with infinitely adjustable Hydrostatic drive |
| Height Adjustment | 4 way adjustable |
| E-Start | No for model 1365, Yes for models 1680 and 18100. |
| Slope Capability | 20 degrees for model 1365, 30 degrees for models 1680 and 18100. |
| UBS Hydro 0 Turn | Yes |

The Roughcutter is the new generation of professional pedestrian flail mowers for dense grass and vegetation mowing, combining power and simple controls for an effortless mowing experience. The Roughcutter is built with the operator in mind, with adjustable vibration dampened handlebars for maximum comfort, Infinitely variable hydraulic drive and low noise. The height of cut can be easily adjusted in 4 positions to suit different areas of operation and the type of cut can be changed, with different blades available for rough cutting and fine grass cutting. The Roughcutter is built for heavy commercial use, with the 16hp version built specifically for working on banks and wider areas. The mower has a simple ergonomic dashboard, with steering left and right, infinite speed control and simple engagement of the blades.

| Model | Description | Price | | |
|-------------|---------------------|---------|---|------|
| Model 1365 | 65cm cutting width | £11,195 | LFRH 065 - Rear roller 65cm | £420 |
| Model 1680 | 80cm cutting width | £14,595 | LFRH 080 - Rear roller 80cm | £550 |
| Model 18100 | 100cm cutting width | £16,450 | LFRH 100 - Rear roller 100cm | £595 |
| | | | GROBSCHLE-SATZ 065 - Y-type flails 65cm | £265 |
| | | | GROBSCHLE-SATZ 080 - Y-type flails 80cm | £350 |
| | | | GROBSCHLE-SATZ 100 - Y-type flails 100cm | £475 |
| | | | FEINSCHLE-SATZ 065 - Boot-type flails 65cm | £170 |
| | | | FEINSCHLE-SATZ 080 - Boot-type flails 80cm | £200 |
| | | | FEINSCHLE-SATZ 100 - Boot-type flails 100cm | £280 |

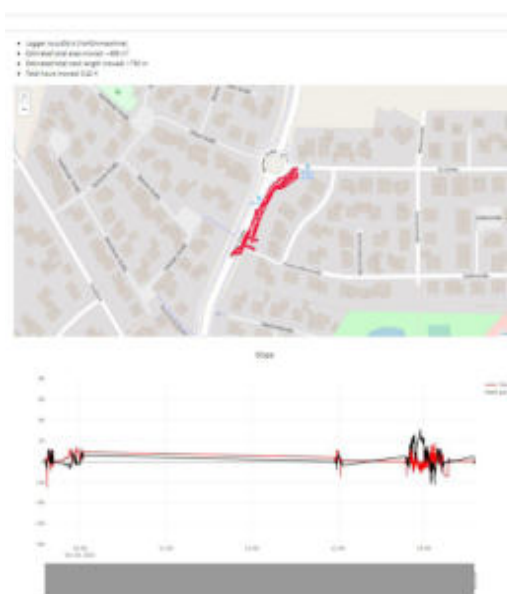
Brackets & Linkages
 Power Unit
 Attachments
 Accessories
 Consumables



KERSTEN ROUGHCUTTER BANK MOWING

Mowers HyCut

£43500



Far from being just a gimmick the dual level Telematic system is key to the HyCut mower making it one of the safest, most efficient, reliable and easiest to operate remote controlled mowers on the market today. Managers and operators are able to plot the safest and most effective mowing routes, being precisely aware of the terrain which the mower is working on and the areas covered.

The telematic system can lead to a large reduction in maintenance cost as potential problems can be diagnosed and rectified before on site problems

If a fault does occur it can be diagnosed by the manufacturer almost immediately and a solution found.

The HyCut Mower is a true hybrid machine. Three independent electric motors power both the tracks and the cutting deck. These motors are powered directly from the 48v battery bank. The batteries are in turn charged by the on board petrol driven generator. The intelligent motors act in tandem, slowing down the tracks if necessary to allow the blades to work through denser vegetation. This not only gives a more consistent cut, but also saves a lot of fuel. The machine can travel up to 200meters without needing charging input from the engine. The mower deck can cut material in both directions, allowing for minimal turning on slopes, preventing the grass from being churned up by the tracks. The innovative 4 blade rotor design cuts and mulches the material with minimum power requirement.

The radio control is extremely intuitive, with incredibly fast machine response and easy to use, with a range of up to 300m and control over function sensitivity. The machine can handle slopes of up to 55 degrees, without putting the operator at risk. If you are looking for a mower that will give a great finish, with low running costs and exceptional terrain handling capabilities, then this is the mower for you!

| | |
|-----------------|-------------------------|
| Model Number | Hycut |
| Power plant | Hybrid |
| Range | 1km Electrical power |
| Contoller range | 300m |
| Start | Electric start |
| Working width | 1150mm |
| Cutting height | 55mm - 180mm |
| Max angle | 55° |
| Speed | 0-6km/h forward/reverse |
| Weight | 560kg |

| | |
|----------------|--|
| Track width | 150mm |
| Engine | 23hp Briggs & Stratton |
| Noise Levels | 53dB (electrical) 78.6dB (hybrid drive) |
| Fuel tank | Removable marine style tank |
| Motors | 2x 10.5kw air cooled planetary gear motors 1x 10kw blade motors |
| Emergency stop | On controler and machine |
| User interface | Remote control and web app |



KERSTEN HYCUT BANK MOWING

Ripagreen Easy Kit

£2595

Model No. 341040



The Easy Kit is made up of an ergonomic trolley carrying a 13kg (30 lbs) gas bottle, along with a thermal lance suited for “comfortable” weeding in push mode or “precision” weeding in carry mode. The various configurations possible, along with the power of the hot air stream, provide you optimum working comfort and unprecedented adaptability.

The RIPAGREEN® thermal lance has adjustable heating power. It diffuses the heat from a short and rigid flame through its stainless steel nozzle. It is designed for ergonomic use by a single operator either pushed to cover large areas quickly and effortlessly, or carried to deal with complex or isolated areas.

The stainless steel heat diffuser can rotate 360° and blows a steady ray of heat in order to guarantee precise weeding over an area 40 cm in width (16 inches). Its unique manufacturing design and quality materials make it extremely durable and long-lasting.

1 (341053) Ripagreen Mini thermal lance
92cm (US/BS norm) with :

- 4 m gas hose with crimped connectors
- 1 gas regulator adjustable 1.5-3.5 bar (22-51 psi)
- 1 spare igniter stored in the handle
- 1 wrench for connections + a user's guide

1 (333550) 1 Multimodal carrying trolley for gas cylinder:

- For 10 to 15 kg gas
- Textile bottle cover
- Adaptable push and pull handle operation
- Parking brake
- Support for standard lance

Technical data for Ripagreen Easy Kit:

- adjustable heat power from 45 to 80 kW
- supply: propane gas in gaseous phase
- gas consumption: 2.9 to 5.2 kg/h (6.4 - 11.5 lbs/h)
- Mini lance net weight: 1.96 kg (hose excluded)
- Trolley net weight: 11 kg (bottle excluded)



RIPAGREEN EASY KIT IN ACTION

Ripagreen Mobility Kit

£2295

Model No. 341063UK



The Ripagreen Mobility Kit is a comfortable lightweight backpack system for treating weeds. The innovative Ripagreen® ergonomic harness accepts all types of “small” gas cylinders (5 to 6 kg propane). It offers optimal comfort with adjustable straps and swivel stainless steel arm at the front.

The RIPAGREEN® thermal lance has adjustable heating power. It diffuses the heat from a short and rigid flame through its stainless steel nozzle. It is designed for ergonomic use by a single operator either pushed to cover large areas quickly and effortlessly, or carried to deal with complex or isolated areas.

The stainless steel heat diffuser can rotate 360° and blows a steady ray of heat in order to guarantee precise weeding over an area 40 cm in width (16 inches). Its unique manufacturing design and quality materials make it extremely durable and long-lasting.

1 (341053) Ripagreen Mini thermal lance
92cm (US/BS norm) with :

- 4 m gas hose with crimped connectors
- 1 gas regulator adjustable 1.5-3.5 bar (22-51 psi)
- 1 spare igniter stored in the handle
- 1 wrench for connections + a user's guide

1 (341053) Ergonomic harness for thermal weed control lance and lightweight gas cylinder with:

- Textile bottle cover
- 1m gas hose with crimped connectors
- Lance support system

Technical data for Ripagreen Mobility Kit:

- adjustable heat power from 45 to 80 kW
- supply: propane gas in gaseous phase
- gas consumption: 2.9 to 5.2 kg/h (6.4 - 11.5 lbs/h)
- Mini lance net weight: 1.96 kg (hose excluded)
- Harness net weight: 2.45 kg (bottle excluded)





RIPAGREEN MOBILITY KIT

Ripagreen Easy + Kit

£2850

Model No. 341058



The Easy + Kit is made up of the trolley and lance from the Easy Kit, and the Ripagreen® ergonomic harness. This means you can enjoy the freedom of movement a 13kg (30 lbs) bottle provides, and still work with one hand. This allows you to cover larger areas with unparalleled levels of comfort.

The RIPAGREEN® thermal lance has adjustable heating power. It diffuses the heat from a short and rigid flame through its stainless steel nozzle. It is designed for ergonomic use by a single operator either pushed to cover large areas quickly and effortlessly, or carried to deal with complex or isolated areas.

The stainless steel heat diffuser can rotate 360° and blows a steady ray of heat in order to guarantee precise weeding over an area 40 cm in width (16 inches). Its unique manufacturing design and quality materials make it extremely durable and long-lasting.

1 (341053) Ripagreen Mini thermal lance
92cm (US/BS norm) with :

- 4 m gas hose with crimped connectors
- 1 gas regulator adjustable 1.5-3.5 bar (22-51 psi)
- 1 spare igniter stored in the handle
- 1 wrench for connections + a user's guide

1 (333550) 1 Multimodal carrying trolley for gas cylinder and Ergonomic Harness:

- Textile bottle cover
- 1m gas hose with crimped connectors
- Lance support system
- Adaptable push and pull handle operation
- Parking brake
- Support for standard lance

Technical data for Ripagreen Easy + Kit:


- adjustable heat power from 45 to 80 kW
- supply: propane gas in gaseous phase
- gas consumption: 2.9 to 5.2 kg/h (6.4 - 11.5 lbs/h)
- Mini lance net weight: 1.96 kg (hose excluded)
- Trolley net weight: 11 kg (bottle excluded)
- Harness net weight: 2.45 kg (bottle excluded)



Ripagreen Autonomy Kit

£3895

Model No. 341068



The Autonomy Kit features an adjustable support frame to keep the bottle(s) securely in place, an automatic 20m hose reel, and a light, easy-to-handle mini lance. With this unit loaded onto your vehicle, your environmentally friendly weeding will know no limits.

The RIPAGREEN® thermal lance has adjustable heating power. It diffuses the heat from a short and rigid flame through its stainless steel nozzle. It is designed for ergonomic use by a single operator either pushed to cover large areas quickly and effortlessly, or carried to deal with complex or isolated areas.

The stainless steel heat diffuser can rotate 360° and blows a steady ray of heat in order to guarantee precise weeding over an area 40 cm in width (16 inches). Its unique manufacturing design and quality materials make it extremely durable and long-lasting. Additional Universal Mounting frames can be purchased to add more gas cylinders to keep you going for longer periods.

1 (341053) Ripagreen Mini thermal lance 92cm (US/BS norm) with :

- 1 gas regulator adjustable 1.5-3.5 bar (22-51 psi)
- 1 spare igniter stored in the handle
- 1 wrench for connections + a user's guide

1 (333657) 1 Vehicle Mounting Frame for gas cylinder:

- 1 Cylinder securing strap
- For 10 to 15 kg gas
- Textile bottle cover
- 1 Thermal lance bracket with fasteners
- Automatic hose reel
- 15m hose with crimped connectors
- Vehicle mount clamping kit

Technical data for Ripagreen Autonomy Kit:

- adjustable heat power from 45 to 80 kW
- supply: propane gas in gaseous phase
- gas consumption: 2.9 to 5.2 kg/h (6.4 - 11.5 lbs/h)
- Mini lance net weight: 1.96 kg (hose excluded)
- Frame net weight: 33 kg (bottle excluded)



RIPAGREEN AUTONOMY KIT MOUNTED ON A UTILITY VEHICLE

ThermHit-Series ThermHit 15



£495



| Model Number | Description | Price |
|--------------|---------------------------|--------|
| 20000001 | Protection shield | £125 |
| 20000003 | Gas Bottle Trolley | £725 |
| 90008207 | Backpack | £235 |
| 90016119 | Gas hose 15m | £165 |
| 90007830 | Fire extinguisher 1 litre | £105 |
| 90007819 | Gas leak detection spray | £17.95 |

The HOAF thermHIT[®] 15 is ideally suited for burning small areas around the house and as a professional device for burning around street furniture. The HOAF thermHIT[®] 15 is equipped with an elbow support and an electro-mechanical igniter for ease of use. The HOAF thermHIT[®] 15 can also be connected to other HOAF weed burners.

The Hoaf thermHIT is ideal for burning weed on paths, paving and around obstacles. The gas consumption of the thermHIT 15 is around 0.8kg per hour. This can treat up to 750m² at a slow walking pace.

The HOAF pedestrian burners are balanced very well, which results in simple operation. The gas consumption can be adjusted using the gas control valve which results in gas efficient operation. Thanks to the low burner cover it is possible to easily burn under benches. The ThermHIT 15-25 uses Liquid Propane Gas bottles with gas off-take available from Calor Gas in 3.9kg, 6kg, 13kg. The optional bottle trolley makes light work of transporting the gas supply.

| | | | |
|-----------------|---------------|-----------------------------------|---------------------------|
| Model Number | HFTH015 | Weight | 4kg |
| Gas | Propane | Capacity per hour | 750m ² @ 5km/h |
| Capacity | 11Kw | Warranty | 1 year |
| Gas Consumption | 0.8kg/hour | Additional features | |
| Ignition device | Piezo Igniter | Adjustable gas pressure regulator | Yes |
| Working width | 150mm | Burner protection shield | Yes |

Brackets & Linkages Power Unit Attachments Accessories Consumables




HOAF THERMHIT 15

ThermHit-Series ThermHit 25



£1195



| Model Number | Description | Price |
|--------------|---------------------------|--------|
| 20000003 | Gas Bottle Trolley | £725 |
| 90008207 | Backpack | £235 |
| 90016119 | Gas hose 15m | £165 |
| 90007830 | Fire extinguisher 1 litre | £105 |
| 90007819 | Gas leak detection spray | £17.95 |

The power of the HOAF thermHIT[®] 25 is infinitely adjustable with the 10-step pressure regulator. To increase the ease of operation, the handle is adjustable in height and the burner is electromechanically ignited by means of a piezo igniter.

The Hoaf thermHIT is ideal for burning weed on paths, paving and around obstacles. The gas consumption of the thermHIT 25 is around 1.5kg per hour. This can treat up to 1250m² at a slow walking pace.

The HOAF pedestrian burners are balanced very well, which results in simple operation. The gas consumption can be adjusted using the gas control valve which results in gas efficient operation. Thanks to the low burner cover it is possible to easily burn under benches. The ThermHIT 15-25 uses Liquid Propane Gas bottles with gas off-take available from Calor Gas in 3.9kg, 6kg, 13kg. The optional bottle trolley makes light work of transporting the gas supply.

| | | | |
|-----------------|---------------|-----------------------------------|----------------------------|
| Model Number | HFTH025 | Weight | 11kg |
| Gas | Propane | Capacity per hour | 1250m ² @ 5km/h |
| Capacity | 20Kw | Warranty | 1 year |
| Gas Consumption | 1.4kg/hour | Additional features | |
| Ignition device | Piezo Igniter | Adjustable gas pressure regulator | Yes |
| Working width | 250mm | Burner protection shield | Yes |

Brackets & Linkages
 Power Unit
 Attachments
 Accessories
 Consumables



HOAF THERMHIT 25

ThermHit-Series ThermHit 45

£2295



| Model Number | Description | Price |
|--------------|---------------------------|--------|
| 90008243 | Air deflection plate TH45 | £310 |
| 20000011 | Holder for ThermHit 15 | £140 |
| 20000201 | Nose wheel TH45 | £545 |
| 90007830 | Fire extinguisher 1 litre | £105 |
| 90007819 | Gas leak detection spray | £17.95 |

The HOAF thermHIT[®] 45 stands out for its simplicity. Due to its compactness, this burner is multifunctional and perfect for burning around obstacles. The burner is suitable for treating small surfaces such as terraces, driveways, picnic areas. The low burner hood makes it possible to burn under benches. The HOAF thermHIT[®] 45 is well balanced and therefore easy to operate. The burner is ignited electrically.

The gas consumption of the thermHIT 45 is around 2.5kg per hour. This can treat up to 1350m² at a slow walking pace.

The HOAF pedestrian burners are balanced very well, which results in simple operation. The gas consumption can be adjusted using the gas control valve which results in gas efficient operation. Thanks to the low burner cover it is possible to easily burn under benches. The ThermHIT 45 uses Propane Gas bottles with gas off-take available from Calor Gas in 13kgs. The bottle trolley is built into the machine, which makes light work of transporting the gas supply.

| | | | |
|-----------------|---------------|-----------------------------------|----------------------------|
| Model Number | HFTH045 | Weight | 25kg |
| Gas | Propane | Capacity per hour | 1350m ² @ 5km/h |
| Capacity | 35Kw | Warranty | 1 year |
| Gas Consumption | 2.5kg/hour | Additional features | |
| Ignition device | Piezo Igniter | Adjustable gas pressure regulator | Yes |
| Working width | 450mm | Burner protection shield | Yes |

Brackets & Linkages Power Unit Attachments Accessories Consumables



HOAF THERMHIT 45

ThermHit-Series

ThermHit 75



£3595



| Model Number | Description | Price |
|--------------|---------------------------|--------|
| 90008244 | Air deflection plate TH75 | £475 |
| 20000242 | Support wheels | £55 |
| 20000184 | Nose wheel TH75 | £545 |
| 90007830 | Fire extinguisher 1 litre | £105 |
| 90007819 | Gas leak detection spray | £17.95 |

The HOAF thermHIT[®] 75 is the largest hand burner in the HOAF thermHIT[®] series. With a working width of 750 mm, this burner is very suitable for keeping larger areas such as squares, walking routes, bicycle paths and the like free of weeds. Despite the large working width, the HOAF thermHIT[®] 75 continues to move easily thanks to the robust wheels. The burner is ignited electrically by means of a battery igniter.

The Hoaf thermHIT is ideal for burning weed on paths, paving and around obstacles. The gas consumption of the thermHIT 75 is around 6kg per hour. This can treat up to 2250m² at a slow walking pace.

The HOAF pedestrian burners are balanced very well, which results in simple operation. The gas consumption can be adjusted using the gas control valve which results in gas efficient operation. Thanks to the low burner cover it is possible to easily burn under benches. The ThermHIT 75 uses Liquid Propane Gas bottles with liquid off-take available from Calor Gas in 12kgs. supply.

| | |
|-----------------|---------------|
| Model Number | HFTH075 |
| Gas | Propane |
| Capacity | 82Kw |
| Gas Consumption | 6kg/hour |
| Ignition device | Piezo Igniter |
| Working width | 750mm |

| | |
|-----------------------------------|----------------------------|
| Weight | 40kg |
| Capacity per hour | 2250m ² @ 3km/h |
| Warranty | 1 year |
| Additional features | |
| Adjustable gas pressure regulator | Yes |
| Burner protection shield | Yes |

Brackets & Linkages
 Power Unit
 Attachments
 Accessories
 Consumables



HOAF THERMHIT 75

Weedair-Series Weedair



| Model Number | Description | Price |
|--------------|---------------------------|--------|
| 20000500 | Nose wheel | £330 |
| 20000539 | Gas splitter | £130 |
| 90007830 | Fire extinguisher 1 litre | £105 |
| 90007819 | Gas leak detection spray | £17.95 |

The HOAF WeedAir® IB series uses heated air to control unwanted vegetation on all types of paved and unpaved surfaces. A powerful air flow is evenly distributed under the insulated hood. By exposing the plant to this heat, the proteins in the weeds congeal and the moisture cells burst open. As a result the vegetation starts to wilt and die.

The compact and lightweight design make the HOAF WeedAir® IB series comfortable to operate on various surfaces. The large wheels reduce the effort required to travel on pavements, kerbs and unpaved paths. The handlebar is easily adjustable with 3 height settings to suit different operators. A simple one touch ignition starts the HOAF WeedAir® IB series. The working temperature is indicated on a digital display powered by a rechargeable battery. A battery charger is included. A stainless steel hood containing the heated air is fully enclosed and insulated all around, allowing minimal heat loss and increasing the efficiency of the fuel. The HOAF WeedAir® IBE series features electric drive to the wheels with speed control at your fingertips.

| | | Capacity | Consumption | Weight | Burners | Drive | Width |
|---------------------------|-------|----------|-------------|--------|---------|----------|-------|
| HF20000477 Weedair 50 IB | £3195 | 15Kw | 1.1kg/hour | 40kg | 1 | Push | 50cm |
| HF20000478 Weedair 75 IB | £4395 | 30Kw | 2.2kg/hour | 45kg | 2 | Push | 75cm |
| HF20000505 Weedair 75 IBE | £8950 | 30Kw | 2.2kg/hour | 45kg | 2 | Electric | 75cm |

Brackets & Linkages
 Power Unit
 Attachments
 Accessories
 Consumables



HOAF WEEDAIR 50IB

WeedGo-series Weedgo! 2

£395



WGB660-8 - Replacement Steel Brushes (pack of 8)

£45

WGB660N-8 - Replacement Nylon Brushes (pack of 8)

£54

The WeedGo! is designed for removal in smaller areas and around tricky obstacles like benches or railings, which are difficult to access with a larger weedbrush. It is really easy to carry as an extra tool with your brushcutter, taking up little extra space.

The Weedgo! Two is a weedbrush attachment that fits to your brushcutter or strimmer. The weedbrush allows clearance of moss and weeds from hard surfaces such as tarmac or block paving.

Operating the machine is similar to normal use with a strimming line, except the brush is kept in contact with the ground the whole time. When up to full speed it is very simple to control and lifts the moss with relative ease. The Weedgo Two features two replaceable brushes that can be released and replaced without tools.

It is advisable to use the brush for smaller tasks and away from windows etc, as the head is spinning very fast and can throw stones. Steel or Nylon brushes are available.

This machine will fit the following models of brush cutter

WG520001 - Brushcutter with 26mm shaft (minimum of 1.4hp) £395

WG520000 - Brushcutter with 28mm shaft (minimum of 1.4hp) £395



Brackets & Linkages



Power Unit



Attachments



Accessories




Consumables



WEEDGO! 2 ON BLOCK PAVING

Weedgo-series Weedgo! QuickPro

£450



The WeedGo! is designed for removal in smaller areas and around tricky obstacles like benches or railings, which are difficult to access with a larger weedbrush. It is really easy to carry as an extra tool with your brushcutter, taking up little extra space.

The 15-year success story of the original weed brush continues! The new Weedgo®!QuickPro scores with fast and tool-free changing of the bunches and an improved brushcutter socket.

The Weedgo! QuickPro is a weedbrush attachment that fits to your brushcutter or strimmer. The weedbrush allows clearance of moss and weeds from hard surfaces such as tarmac or block paving. Operating the machine is similar to normal use with a strimming line, except the brush is kept in contact with the ground the whole time. When up to full speed it is very simple to control and lifts the moss with relative ease. It is advisable to use the brush for smaller tasks and away from windows etc, as the head is spinning very fast and can throw stones. The Weedgo Pro features three replaceable brushes that can be changed in a few seconds without tools. Steel or Nylon brushes are available.

This machine will fit the following models of brush cutter:

| | |
|---|------|
| WG520052 - Stihl FS360-FS460 | £450 |
| WG530051 - Echo SRM-420TES & SRM-520ES | £450 |
| WG540051 - Husqvarna 545 | £450 |
| WG540052 - Husqvarna 553 | £450 |
| WG540053 - Husqvarna 555 | £450 |
| WGB770-12 - Replacement Steel Brushes (pack of 12) | £45 |
| WGB770N-12 - Replacement Nylon Brushes (pack of 12) | £59 |



Brackets & Linkages



Power Unit



Attachments



Accessories




Consumables



WEEDGO! QUICKPRO

EcoWeedKiller Garden



Portable carry handle

Ergonomic weeding lance

Filling point

13 amp plug

Transport wheels



Eco Weedkiller Garden is the world's first weed control device with 100°C water, which has been especially designed for easy and safe individual use. If you are tired of fighting weeds with manual labor, or do not want to burden your garden with poisons, this is the perfect match for you. The Eco Weedkiller Garden hot water device is based on the exact same principle as the professional models, i.e. 100°C water. The device itself is very simple to operate – you just fill it with water up to the cap. You can use cold or hot tap water, or, for example, solar-heated rainwater. The most ecological option is to use solar preheated water, which rises to 30-40°C in a black container on a sunny day.

Eco Weedkiller Garden heats up 25 liters of water at a time, which can handle about 8 to 10 square meters of a grassy area. The water in the appliance is heated by mains power, and when the water is over 100°C the device is ready to use. The device is then disconnected from the mains power supply, and taken to the work area. Hot water is directed at the weeds at close range with a nozzle, and the job is done. You will know that the water is 100°C by the sizzling sound it makes. When all water has been used, the treatment handle is held down until all pressure has been released from the device. The device can then be refilled with water again. The next treatment can be done after 20-60 minutes, depending on the initial temperature of the water used.

There are clear signs of proper treatment: clearly wilting plants, the smell of “boiled plants”, and soil left in steam. With these simple sensory observations, you can achieve professional herbicide control in your yard and garden.

| | | |
|--------|---------------------------|-------|
| EWK001 | EcoWeedKiller Garden 2 Kw | £1595 |
| EWK002 | EcoWeedKiller Garden 3 Kw | £1595 |

Brackets & Linkages
 Power Unit
 Attachments
 Accessories
 Consumables



ECOWEEDKILLER GARDEN

EcoWeedKiller Pro SP



300 or 600 litre
capacity



Single phase or
three phase

Forklift
pockets

80m hose reel

| Model Number | Description | Price |
|--------------|------------------------------------|-------|
| EWK130 | Nozzle 180mm plus lance 120cm | £250 |
| EWK133 | Nozzle round 34mm plus lance 120cm | £275 |
| EWK134 | Nozzle round 38mm plus lance 120cm | £295 |
| EWK136 | Spike nozzle plus lance 70cm | £340 |
| EWK140 | Air compressor (included in SP6) | £1095 |
| EWK142 | De-calcifying system | £525 |

Eco Weedkiller offers new technology for weed control based on hot water. In accordance with our values, we develop our devices based on the principle of simplicity. A simple device is reliable and also affordable when compared to technology based on the traditional “pressure washers”. The Pro SP series is based on dose heating, and it is intended for treating several small surface areas. Pro SP is a fantastic addition to comprehensive garden maintenance. It can be used in residential gardens, in special park sites and on traffic divider areas, for example. The rule of thumb is that 2–2.5 litres of hot water is needed per square metre in areas with 100% greenery coverage. This means that 300 litres of water is enough for 100–150 green square metres.

The water in Pro SP products has two purposes: to transmit heat to the plants to be removed and to STORE energy. Water is an affordable “battery” compared to traditional electric batteries. The heating is done with electricity, but you can flexibly choose the method used for generating the energy needed, which helps decrease environmental impact. The device can be connected directly to solar panels, for example. Customer feedback has shown us that people want to use their existing heat sources to warm up the water. Pro SP series can flexibly utilise preheated water at temperatures 5–80 degrees Celsius. The traditional devices based on diesel-run heaters cannot offer the same advantage. Pro SP device allows performing an unlimited number of very short treatments while keeping the temperature of the water even. The device will keep its warmth for at least eight hours after disconnecting the power. The device does not need to be connected to electricity network or water supply during use. You can go wherever you wish. Pro SP is nearly silent in operation, only the hiss of the nozzle lets the user know that the water is hot enough for weed control. Pro SP is an excellent choice for sites where noise could be disruptive: now you can enjoy your early summer mornings in silence!

| | | |
|--------|-----------------------|---------|
| EWK005 | EcoWeedKiller Pro SP3 | £15,950 |
| EWK006 | EcoWeedKiller Pro SP6 | £21,950 |

Brackets & Linkages

Power Unit

Attachments

Accessories

Consumables





KERSTEN (UK) LTD
PROGRESS HOUSE
39 BOULTON ROAD
READING
RG2 0NH

0118 986 9253
INFO@KERSTENUK.COM